


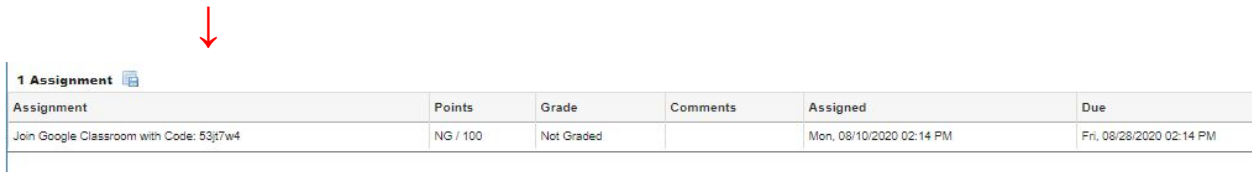
How to log in for Zoom Lessons Remote learning

1. Log into FOCUS (the format of FOCUS has changed)
2. Click on Grades on the LEFT COLUMN
3. Look at Period 1 Quarter 1 - CLICK on NG



Pg	Course #	Course	Teacher	Ex	Unx	Tardy	Q1	Q2	S1
01	2000250	MJ COMPRE SCI 1 ADV	Jones, J	0	0	0	NG		
02	1700100	MJ CRIT THINK	Fornester, A	0	0	0	NG		
02	0800000	MJ HEALTH GR 6S	Supriess-Lintz, K	0	0	0	NG		
03	1303000	MJ CHORUS 1	Rahming, W	0	0	0	NG		
04	1205000	MJ GRADE 6 MATH ADV	Dawdel, K	0	0	0	NG		
05	1508000A	MJ COMPRE PE GR 6/7	Taylor, L	0	0	0	NG		
06	1001000	MJ LANG ARTS L ADV	Kemp, L	0	0	0	NG		
07	2109020	MJ WORLD HIST ADV	Pollino, L	0	0	0	NG		
11	SMS	Achieve My Success	Mustafa, C	0	0	0	NG		

4. There will be the FIRST assignment where it will say “Join Google Classroom with code...”



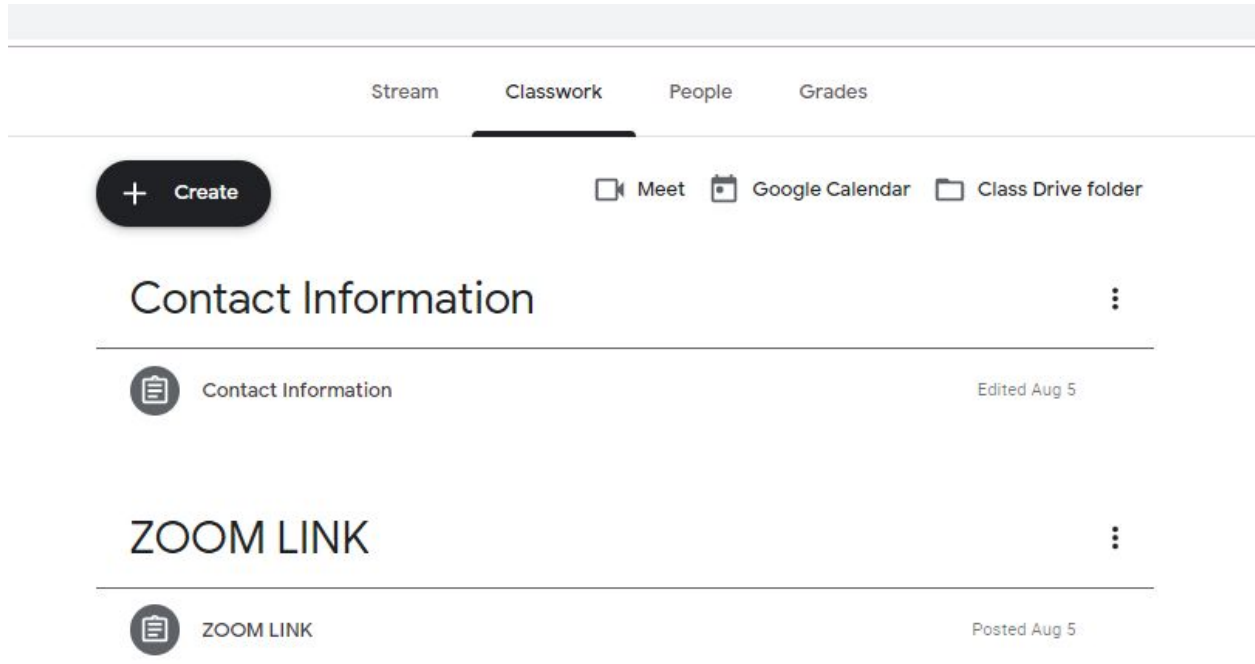
Assignment	Points	Grade	Comments	Assigned	Due
Join Google Classroom with Code: 53jt7w4	NG / 100	Not Graded		Mon, 08/10/2020 02:14 PM	Fri, 08/28/2020 02:14 PM

5. Students will write down their schedule and Google Code

Period	Google Code

Continued on the next page...

6. Log into Google Classroom through ClassLink
7. Click on the + sign on the Right top to JOIN a CLASS
8. Students will join each class they are assigned to
9. Inside each Google Classroom, students will click on the CLASSWORK TAB on the top and will look for Contact Information, ZOOM link, and Syllabus.



10. Students will use the Zoom Link to log into the classes during the below scheduled times for Orientation on Monday, August 10

9:15 - 10:00	Period 1
10:00 - 10:04	Passing (Bell)
10:04 - 10:24	Period 2
10:24 - 10:28	Passing (Bell)
10:28 - 10:48	Period 3
10:48 - 10:52	Passing (Bell)
10:52 - 11:12	Period 4
11:12 - 11:16	Passing (Bell)

11:16 - 11:36	Period 5
11:36 - 11:42	Passing (Bell)
11:42 - 12:02	Period 6
12:02 - 12:06	Passing (Bell)
12:06 - 12:26	Period 7
12:26 - 1:00	Lunch/Dismissal