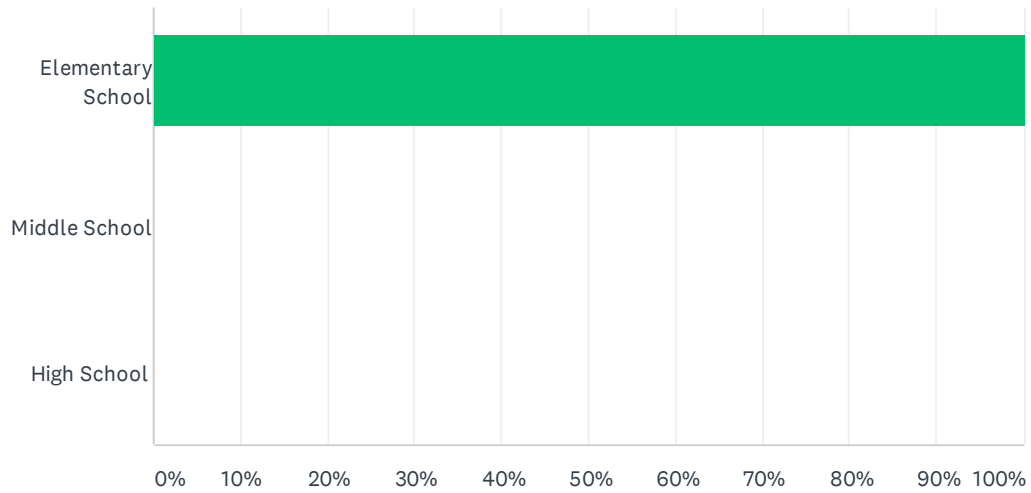


Q1 I teach at:

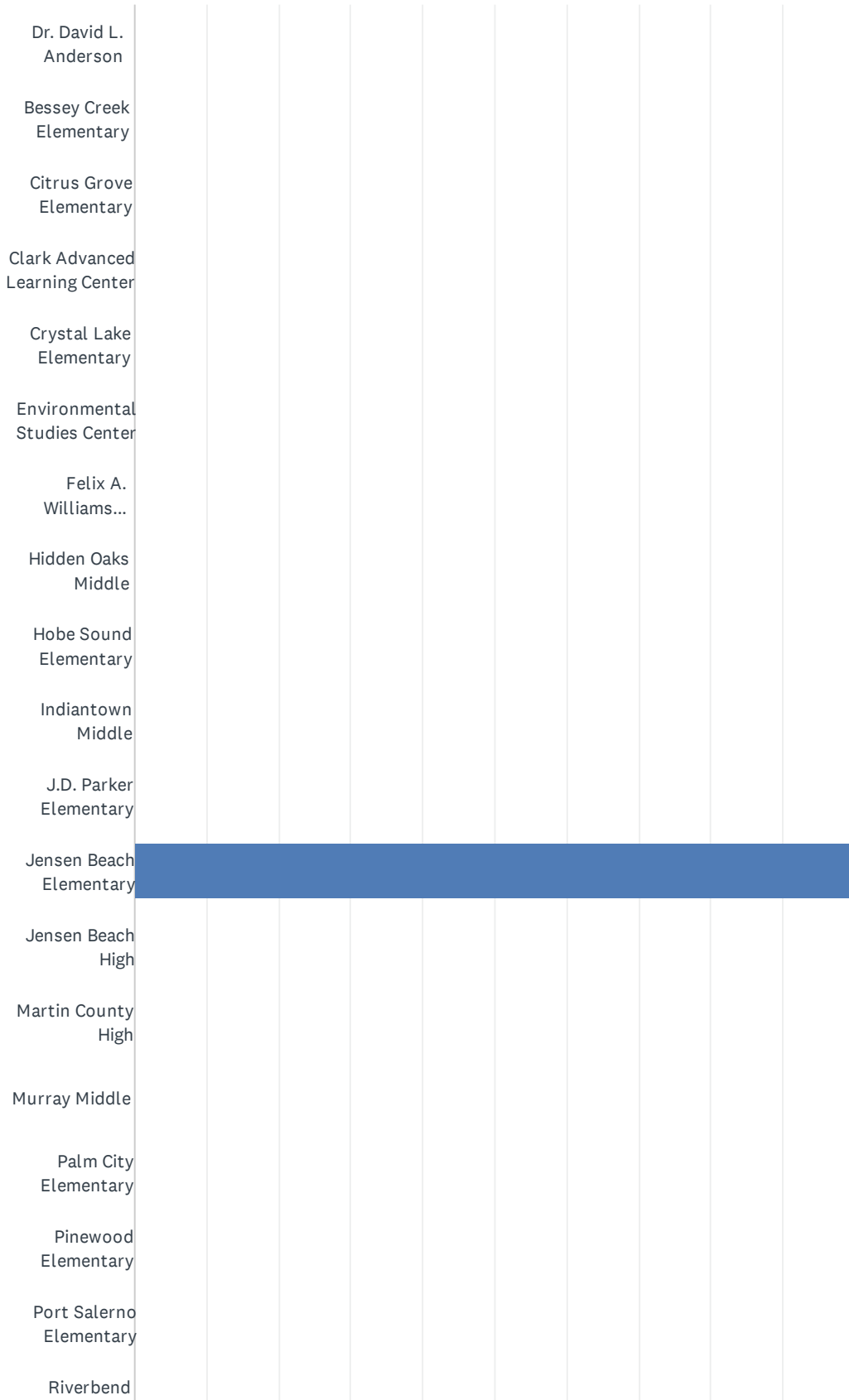
Answered: 39 Skipped: 0



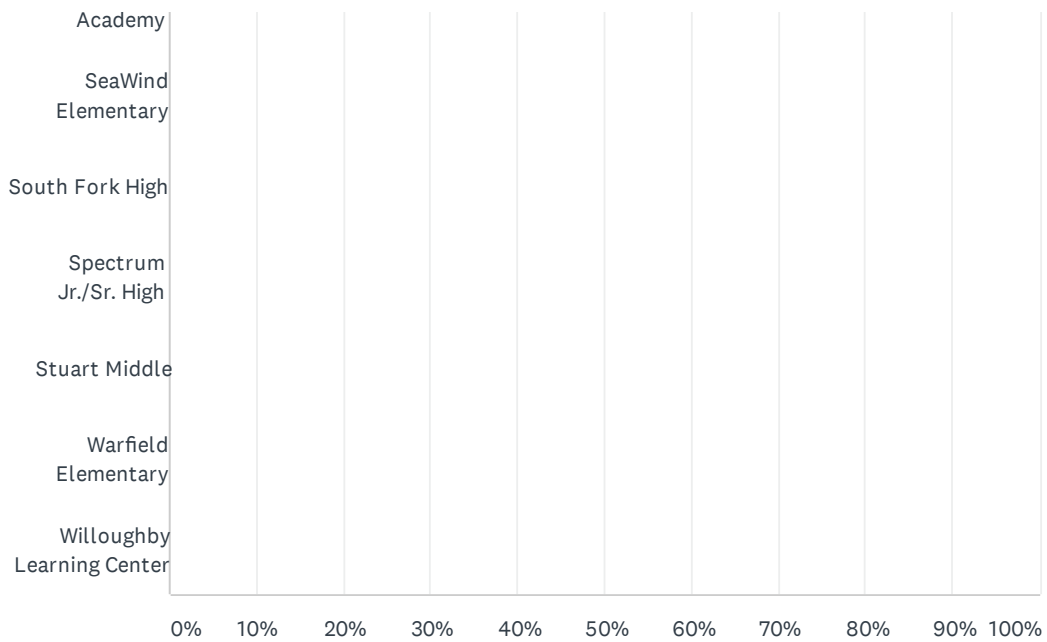
ANSWER CHOICES	RESPONSES	
Elementary School	100.00%	39
Middle School	0.00%	0
High School	0.00%	0
TOTAL		39

Q2 I teach at the following school:

Answered: 39 Skipped: 0



2020 Satisfaction & Engagement Survey- Teachers

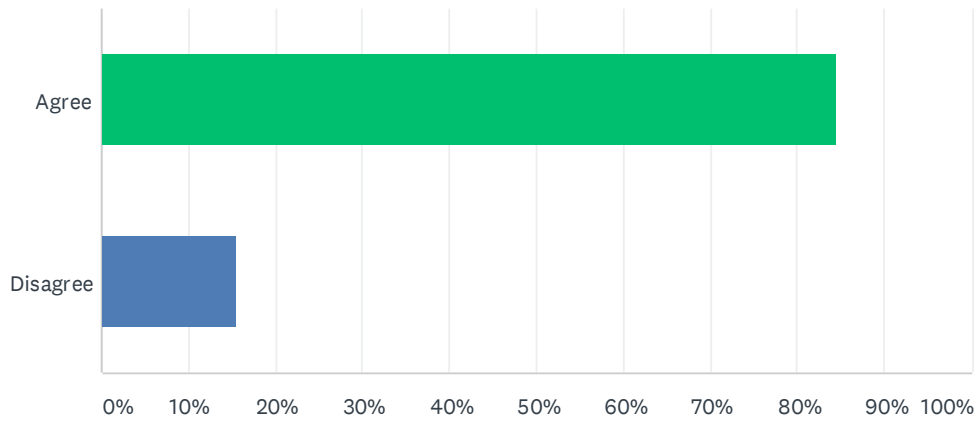


2020 Satisfaction & Engagement Survey- Teachers

ANSWER CHOICES	RESPONSES	
Dr. David L. Anderson	0.00%	0
Bessey Creek Elementary	0.00%	0
Citrus Grove Elementary	0.00%	0
Clark Advanced Learning Center	0.00%	0
Crystal Lake Elementary	0.00%	0
Environmental Studies Center	0.00%	0
Felix A. Williams Elementary	0.00%	0
Hidden Oaks Middle	0.00%	0
Hobe Sound Elementary	0.00%	0
Indiantown Middle	0.00%	0
J.D. Parker Elementary	0.00%	0
Jensen Beach Elementary	100.00%	39
Jensen Beach High	0.00%	0
Martin County High	0.00%	0
Murray Middle	0.00%	0
Palm City Elementary	0.00%	0
Pinewood Elementary	0.00%	0
Port Salerno Elementary	0.00%	0
Riverbend Academy	0.00%	0
SeaWind Elementary	0.00%	0
South Fork High	0.00%	0
Spectrum Jr./Sr. High	0.00%	0
Stuart Middle	0.00%	0
Warfield Elementary	0.00%	0
Willoughby Learning Center	0.00%	0
TOTAL		39

Q3 My school provides me with the necessary materials and training so I can teach my classes.

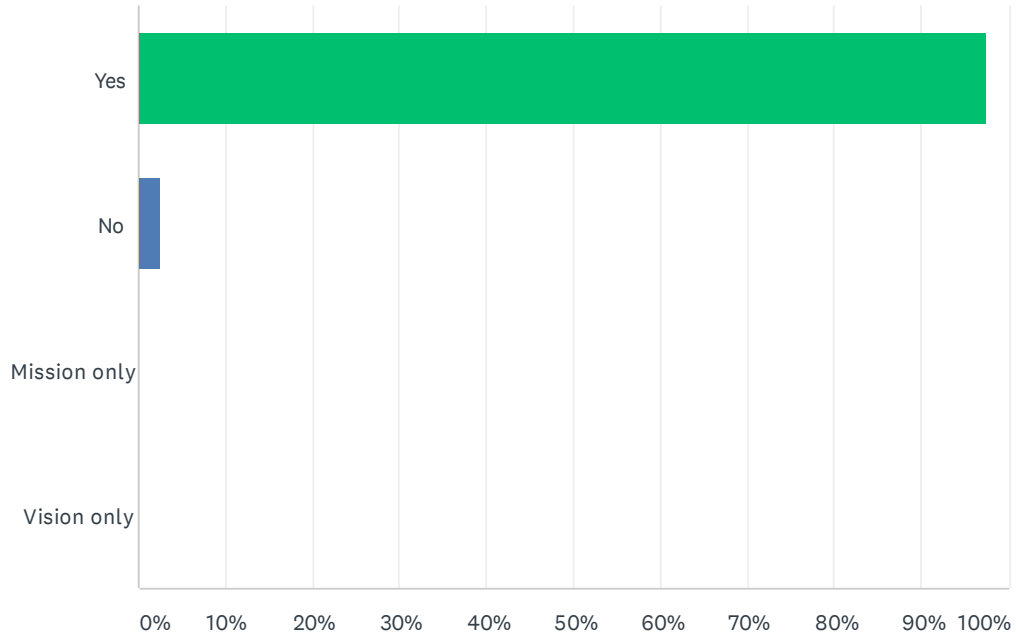
Answered: 39 Skipped: 0



ANSWER CHOICES	RESPONSES	
Agree	84.62%	33
Disagree	15.38%	6
TOTAL		39

Q4 I know my school's mission/vision.

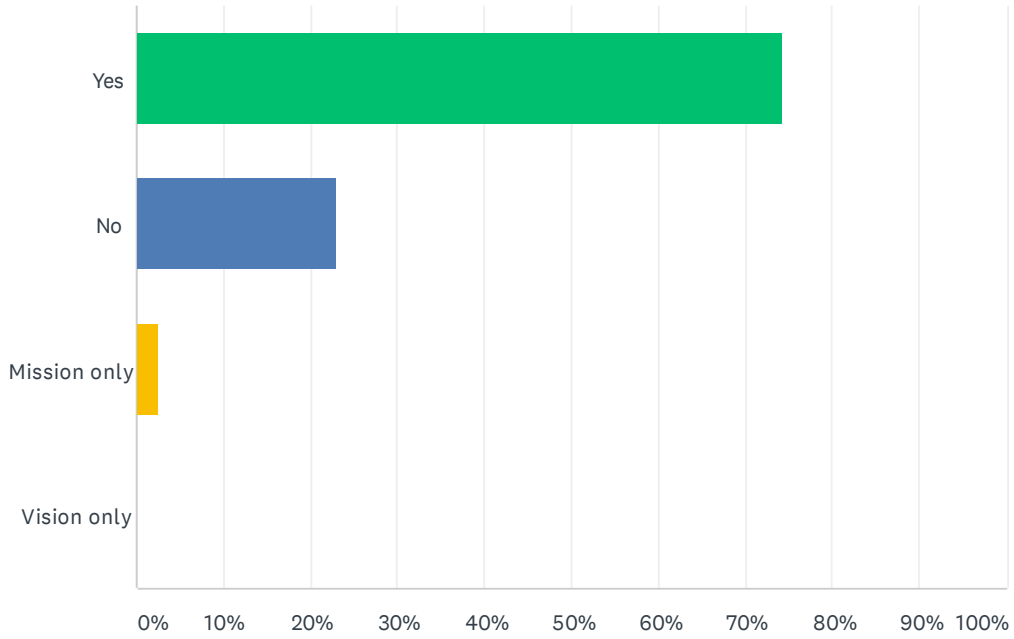
Answered: 39 Skipped: 0



ANSWER CHOICES	RESPONSES	
Yes	97.44%	38
No	2.56%	1
Mission only	0.00%	0
Vision only	0.00%	0
TOTAL		39

Q5 I know the district's mission/vision.

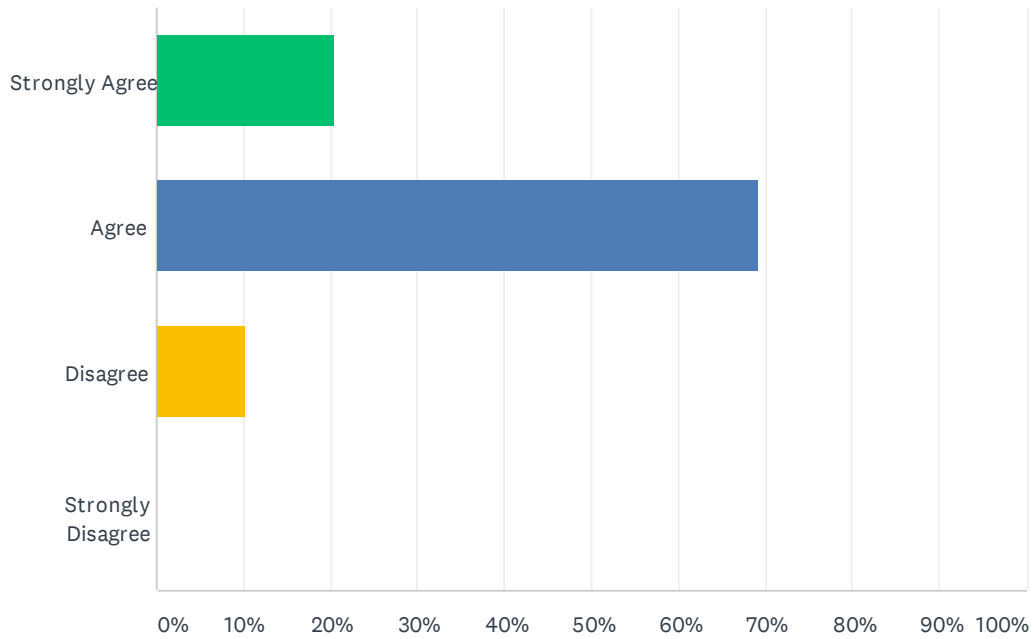
Answered: 39 Skipped: 0



ANSWER CHOICES	RESPONSES	
Yes	74.36%	29
No	23.08%	9
Mission only	2.56%	1
Vision only	0.00%	0
TOTAL		39

Q6 Overall, I am satisfied with my school.

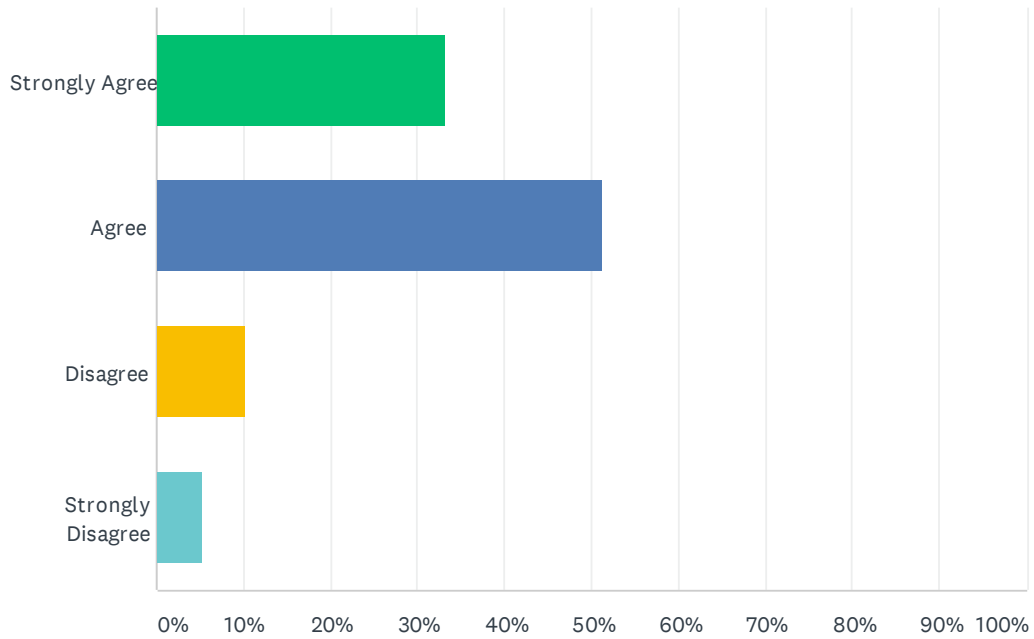
Answered: 39 Skipped: 0



ANSWER CHOICES	RESPONSES	
Strongly Agree	20.51%	8
Agree	69.23%	27
Disagree	10.26%	4
Strongly Disagree	0.00%	0
TOTAL		39

Q7 I am satisfied with the education my school provides for students.

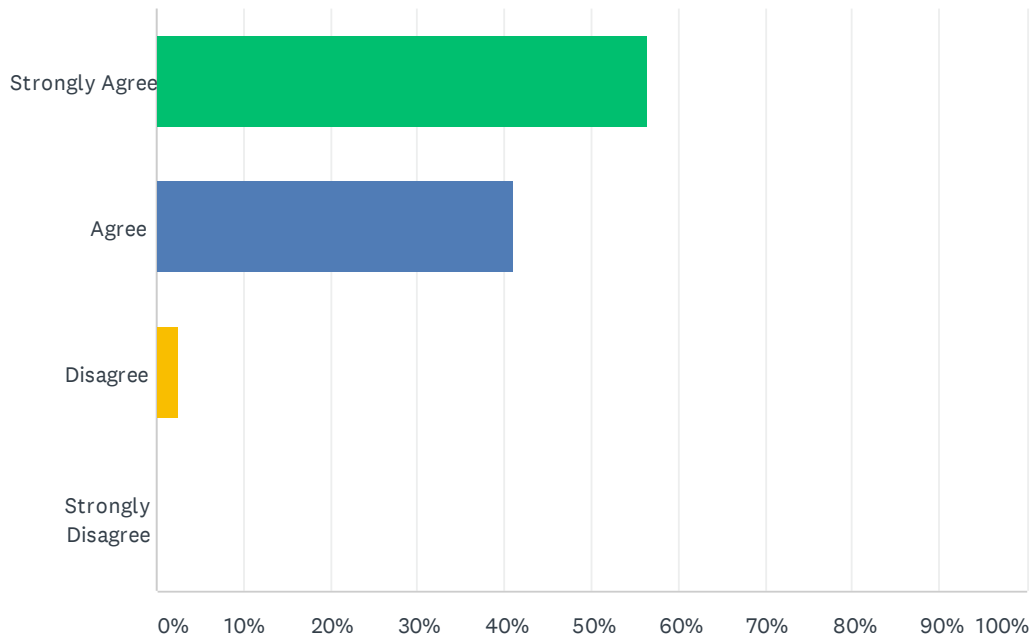
Answered: 39 Skipped: 0



ANSWER CHOICES	RESPONSES	
Strongly Agree	33.33%	13
Agree	51.28%	20
Disagree	10.26%	4
Strongly Disagree	5.13%	2
TOTAL		39

Q8 My school maintains high academic standards and expectations for students.

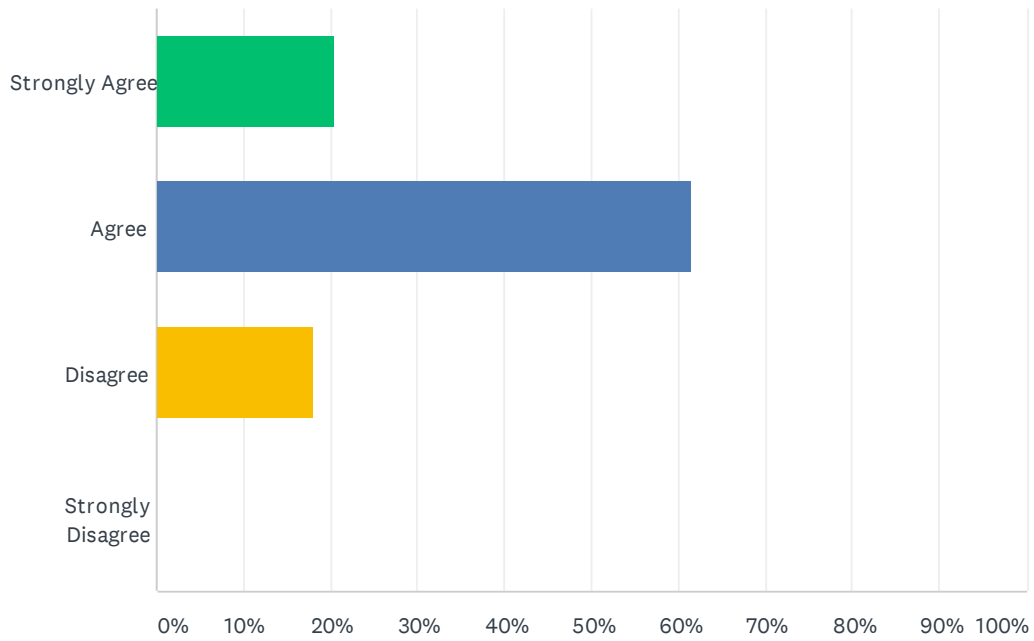
Answered: 39 Skipped: 0



ANSWER CHOICES	RESPONSES	
Strongly Agree	56.41%	22
Agree	41.03%	16
Disagree	2.56%	1
Strongly Disagree	0.00%	0
TOTAL		39

Q9 My school provides excellent social and academic counseling and/or career planning services for students.

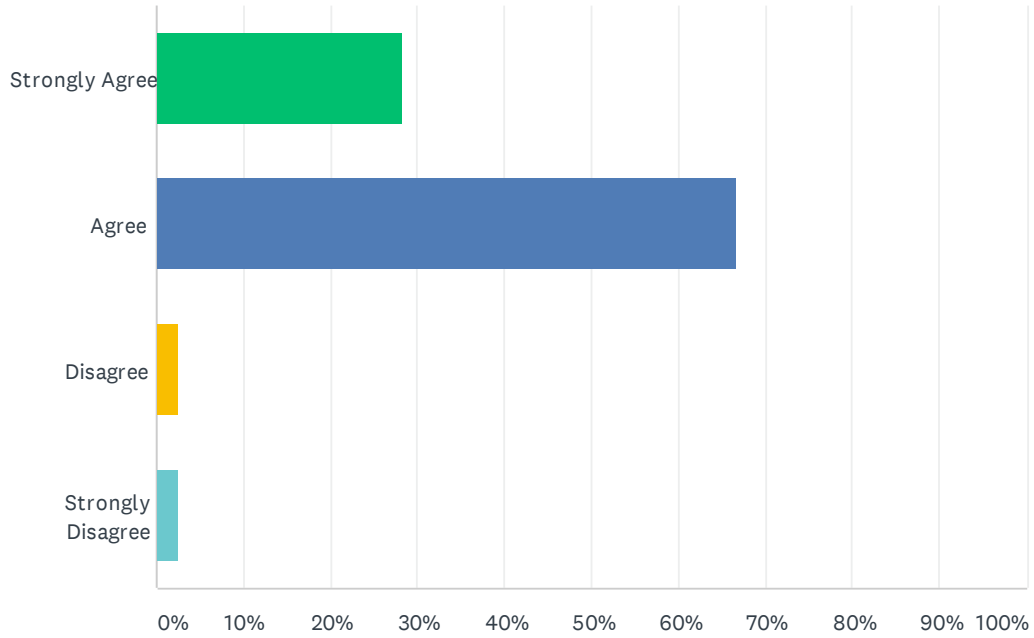
Answered: 39 Skipped: 0



ANSWER CHOICES	RESPONSES	
Strongly Agree	20.51%	8
Agree	61.54%	24
Disagree	17.95%	7
Strongly Disagree	0.00%	0
TOTAL		39

Q10 I am satisfied my school provides the skills and education necessary to be successful.

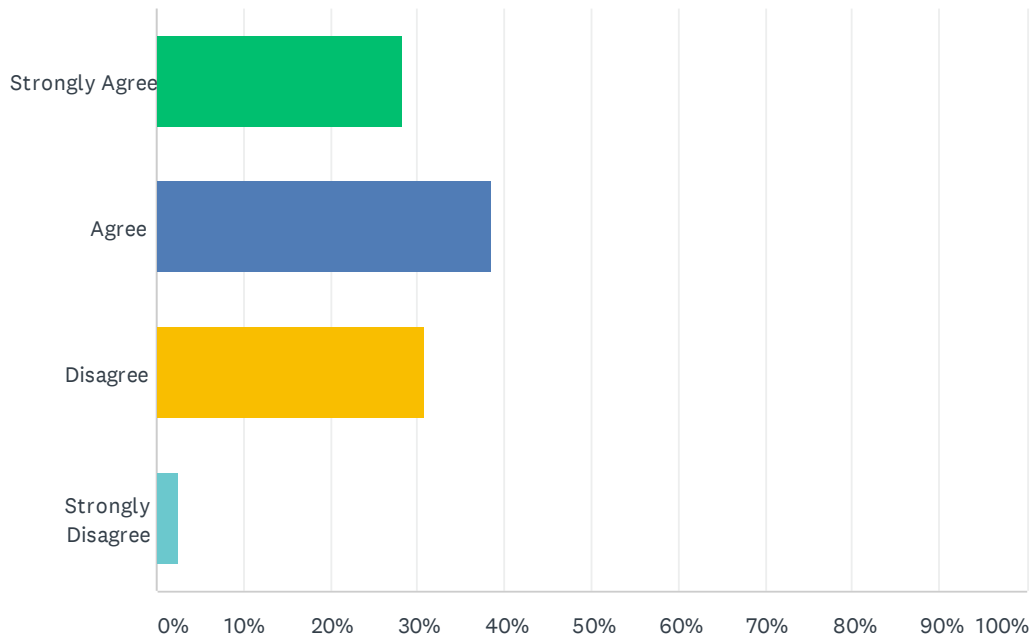
Answered: 39 Skipped: 0



ANSWER CHOICES	RESPONSES	
Strongly Agree	28.21%	11
Agree	66.67%	26
Disagree	2.56%	1
Strongly Disagree	2.56%	1
TOTAL		39

Q11 I am satisfied with my students' access to technology during the school day.

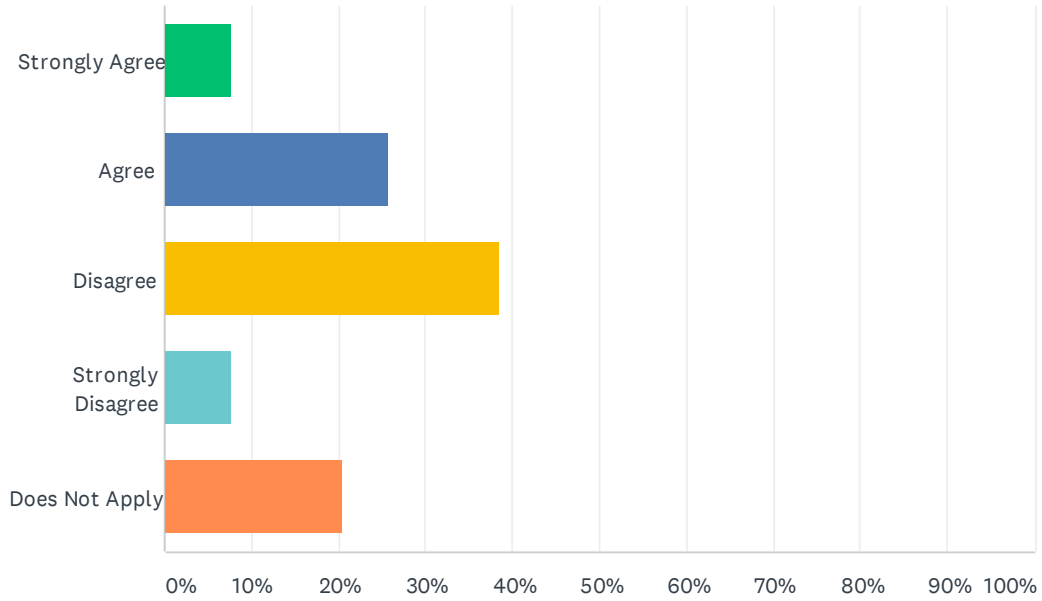
Answered: 39 Skipped: 0



ANSWER CHOICES	RESPONSES	
Strongly Agree	28.21%	11
Agree	38.46%	15
Disagree	30.77%	12
Strongly Disagree	2.56%	1
TOTAL		39

Q12 I am satisfied with my students' access to technology at home.

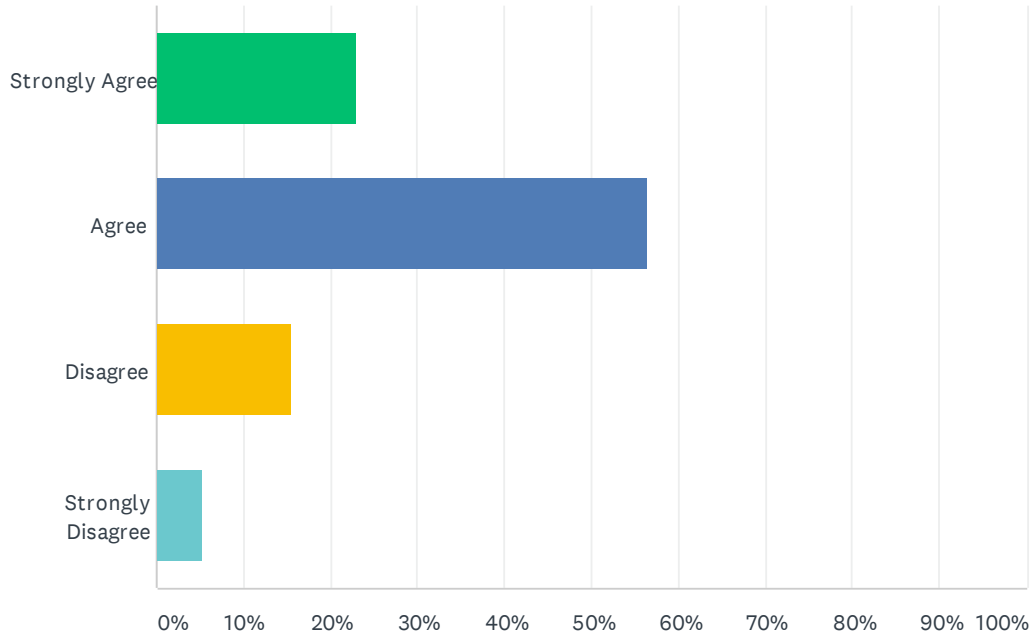
Answered: 39 Skipped: 0



ANSWER CHOICES	RESPONSES	
Strongly Agree	7.69%	3
Agree	25.64%	10
Disagree	38.46%	15
Strongly Disagree	7.69%	3
Does Not Apply	20.51%	8
TOTAL		39

Q13 I have opportunities to grow professionally.

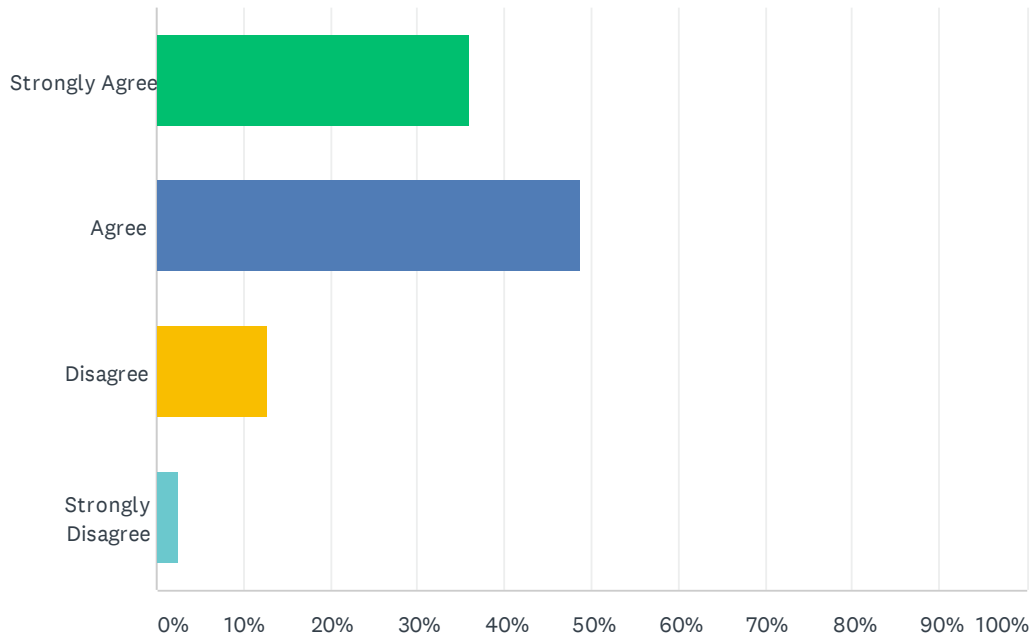
Answered: 39 Skipped: 0



ANSWER CHOICES	RESPONSES	
Strongly Agree	23.08%	9
Agree	56.41%	22
Disagree	15.38%	6
Strongly Disagree	5.13%	2
TOTAL		39

Q14 My school makes me feel my job is important and valued.

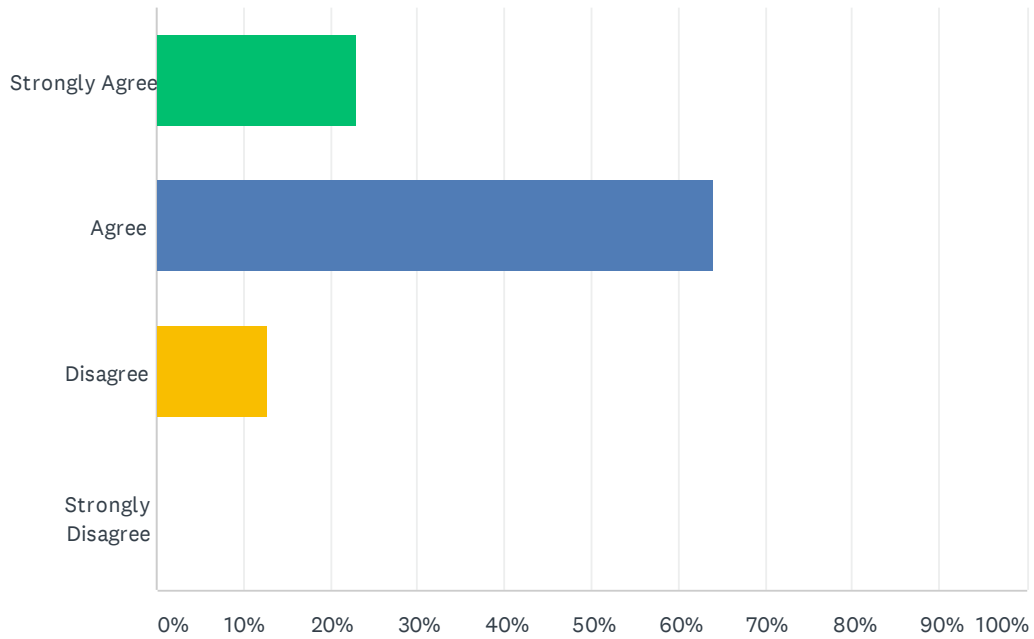
Answered: 39 Skipped: 0



ANSWER CHOICES	RESPONSES	
Strongly Agree	35.90%	14
Agree	48.72%	19
Disagree	12.82%	5
Strongly Disagree	2.56%	1
TOTAL		39

Q15 I feel communication from my campus is effective.

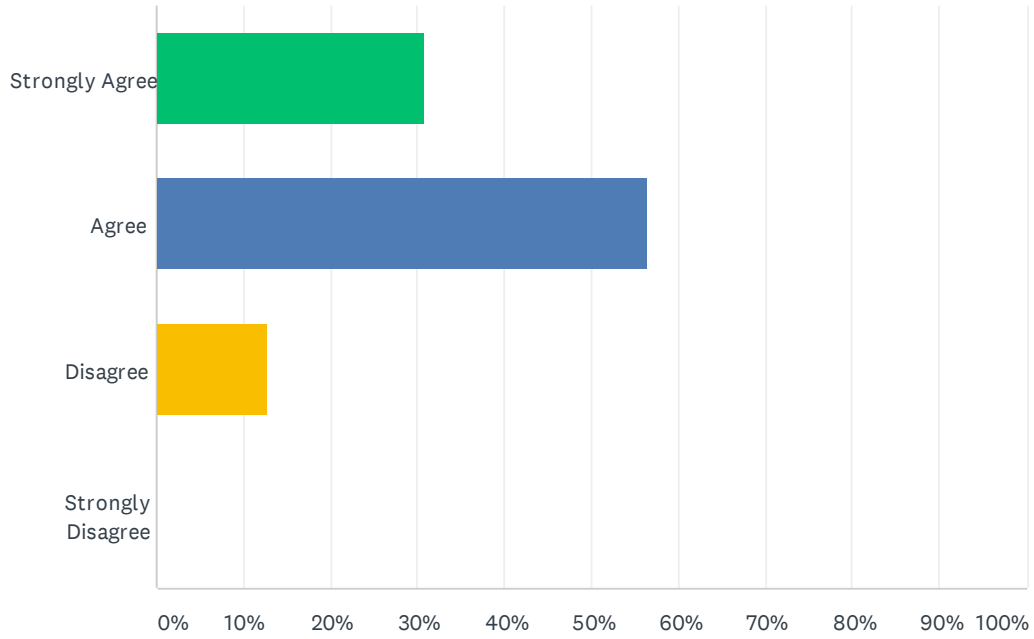
Answered: 39 Skipped: 0



ANSWER CHOICES	RESPONSES	
Strongly Agree	23.08%	9
Agree	64.10%	25
Disagree	12.82%	5
Strongly Disagree	0.00%	0
TOTAL		39

Q16 At my school there is a collaborative culture.

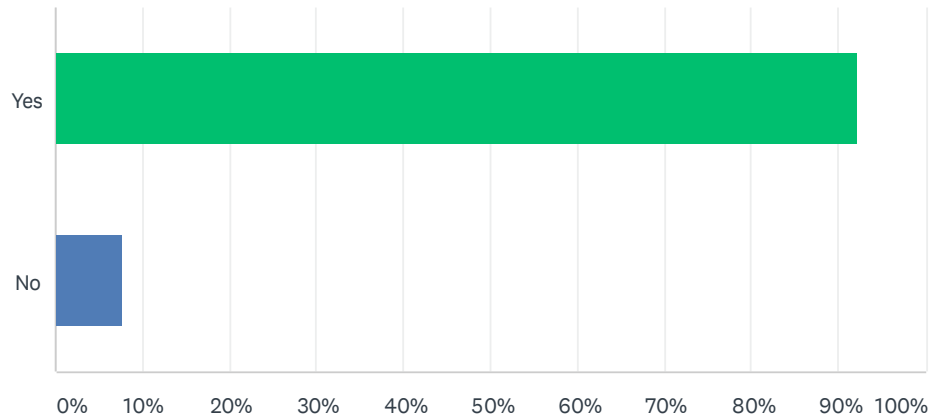
Answered: 39 Skipped: 0



ANSWER CHOICES	RESPONSES	
Strongly Agree	30.77%	12
Agree	56.41%	22
Disagree	12.82%	5
Strongly Disagree	0.00%	0
TOTAL		39

Q17 If asked by a parent, could you advise the parent as to the steps to take to resolve the parent's academic and/or discipline concern with his/her child?

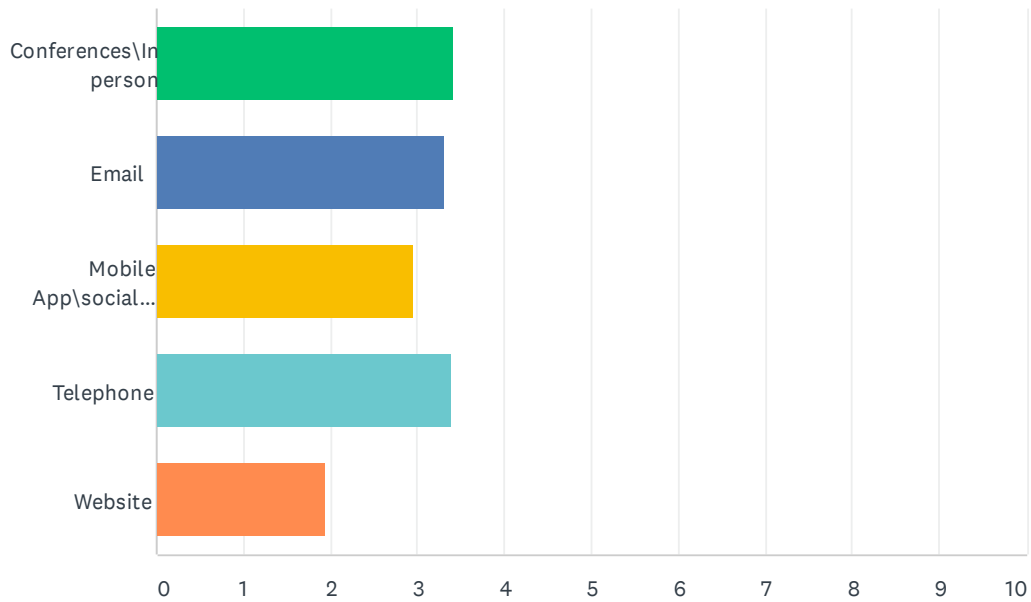
Answered: 39 Skipped: 0



ANSWER CHOICES	RESPONSES	
Yes	92.31%	36
No	7.69%	3
TOTAL		39

Q18 Rank from 1 to 5 ("1 - Most Preferred" to "5 - Least Preferred") your preferred methods, in general, to communicate with parent\guardians.

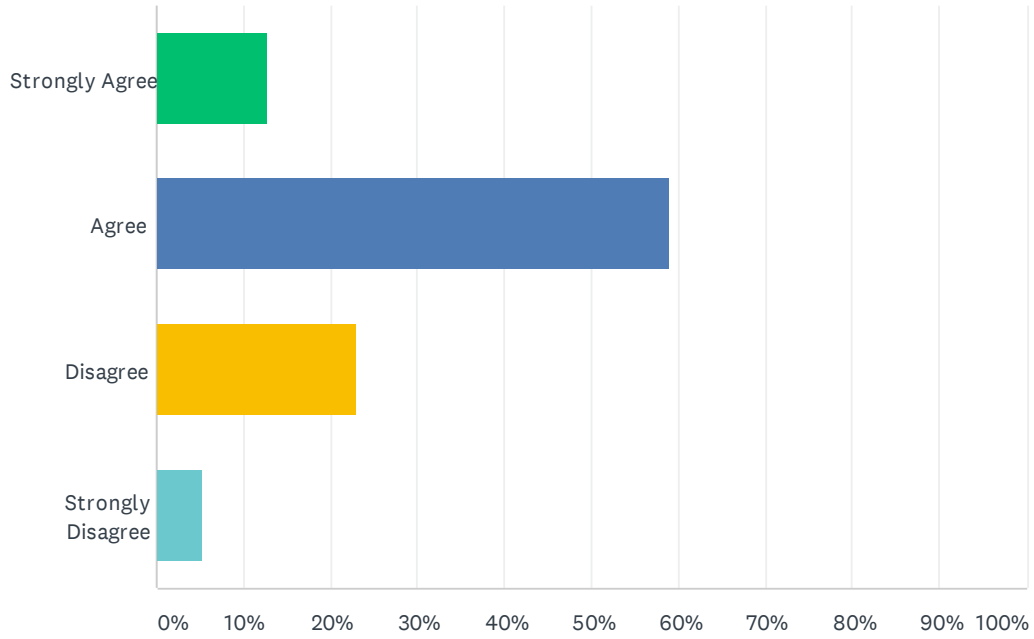
Answered: 39 Skipped: 0



	1	2	3	4	5	TOTAL	SCORE
Conferences\In person	28.21% 11	17.95% 7	28.21% 11	17.95% 7	7.69% 3	39	3.41
Email	20.51% 8	20.51% 8	33.33% 13	20.51% 8	5.13% 2	39	3.31
Mobile App\social media	28.21% 11	12.82% 5	10.26% 4	23.08% 9	25.64% 10	39	2.95
Telephone	10.26% 4	46.15% 18	23.08% 9	12.82% 5	7.69% 3	39	3.38
Website	12.82% 5	2.56% 1	5.13% 2	25.64% 10	53.85% 21	39	1.95

Q19 I feel communication from the school district is effective.

Answered: 39 Skipped: 0



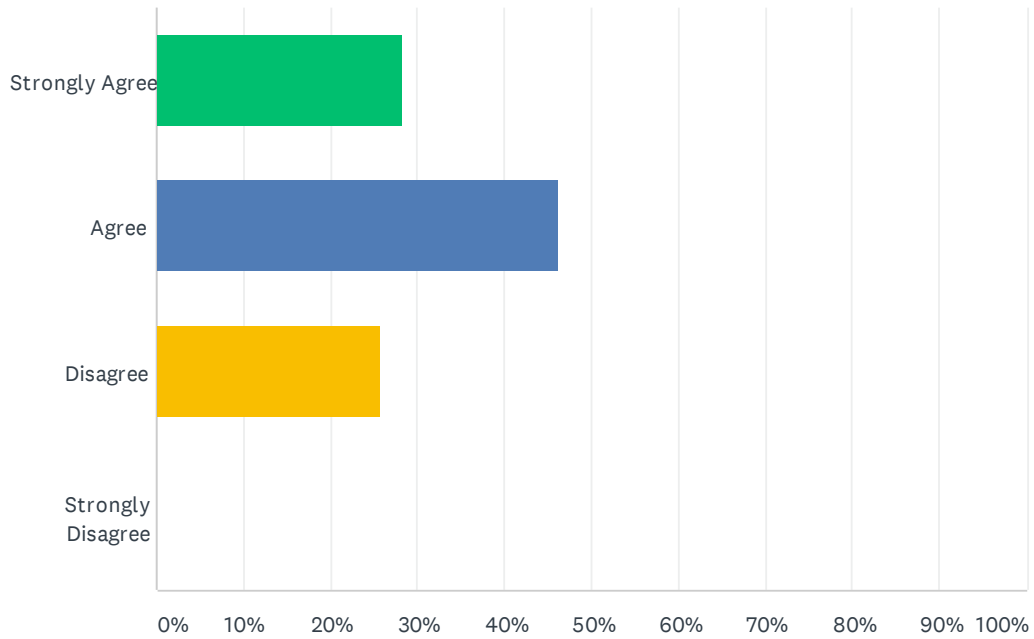
ANSWER CHOICES	RESPONSES	
Strongly Agree	12.82%	5
Agree	58.97%	23
Disagree	23.08%	9
Strongly Disagree	5.13%	2
TOTAL		39

Q20 MCSD wants to ensure that we effectively communicate with all teachers. In the space below, please tell us what the district needs to do to improve our efforts to communicate with teachers.

Answered: 26 Skipped: 13

Q21 Campus administration does a good job of leading my school.

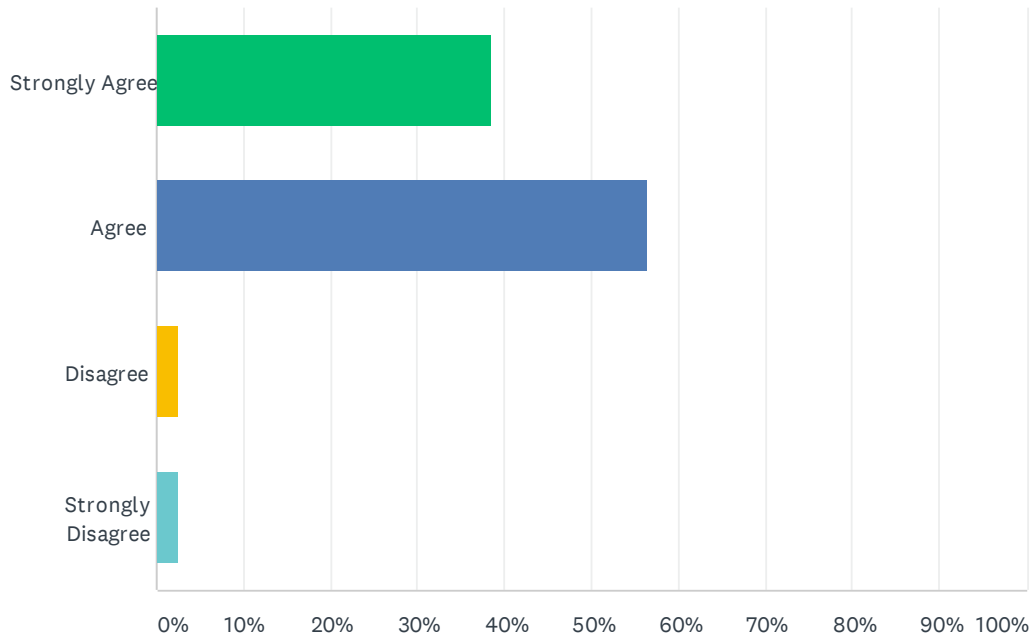
Answered: 39 Skipped: 0



ANSWER CHOICES	RESPONSES	
Strongly Agree	28.21%	11
Agree	46.15%	18
Disagree	25.64%	10
Strongly Disagree	0.00%	0
TOTAL		39

Q22 Relationships between staff members are respectful and responsive.

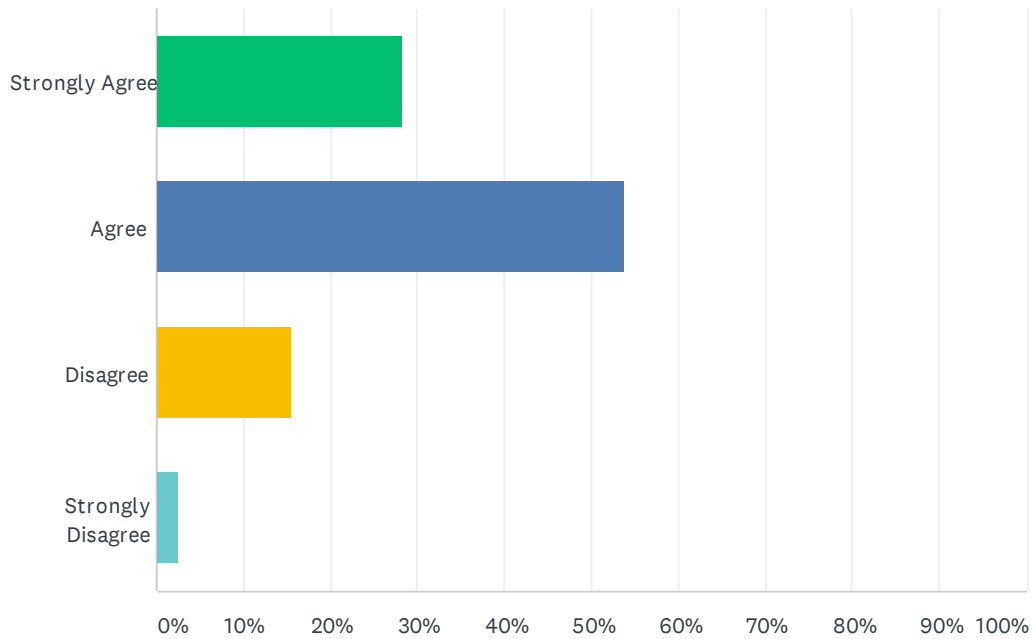
Answered: 39 Skipped: 0



ANSWER CHOICES	RESPONSES	
Strongly Agree	38.46%	15
Agree	56.41%	22
Disagree	2.56%	1
Strongly Disagree	2.56%	1
TOTAL		39

Q23 There are consistent initiatives at my school designed to acknowledge excellence and celebrate success.

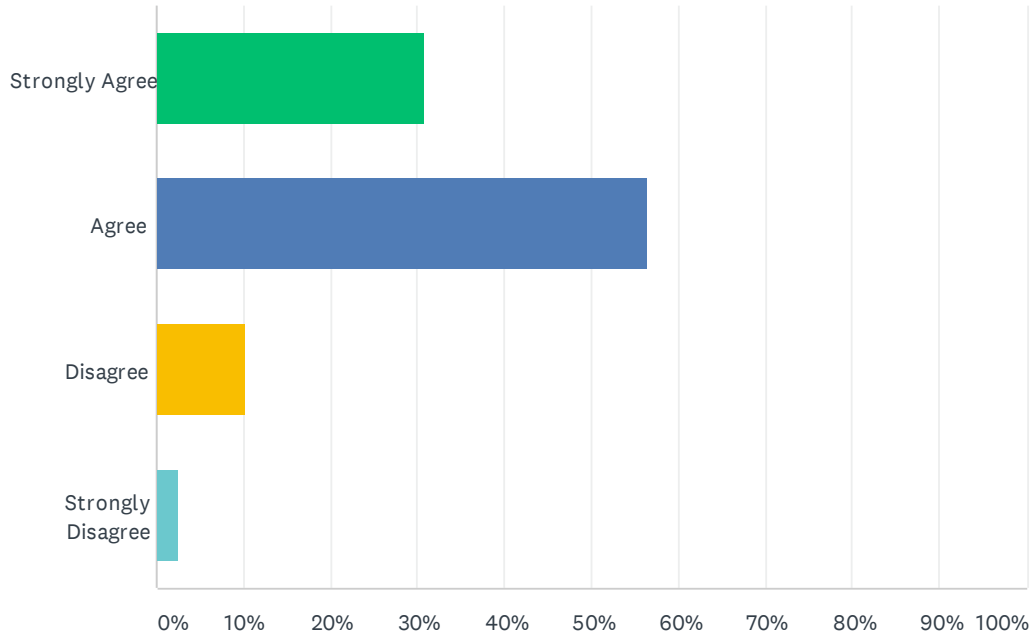
Answered: 39 Skipped: 0



ANSWER CHOICES	RESPONSES	
Strongly Agree	28.21%	11
Agree	53.85%	21
Disagree	15.38%	6
Strongly Disagree	2.56%	1
TOTAL		39

Q24 I have opportunities to give input.

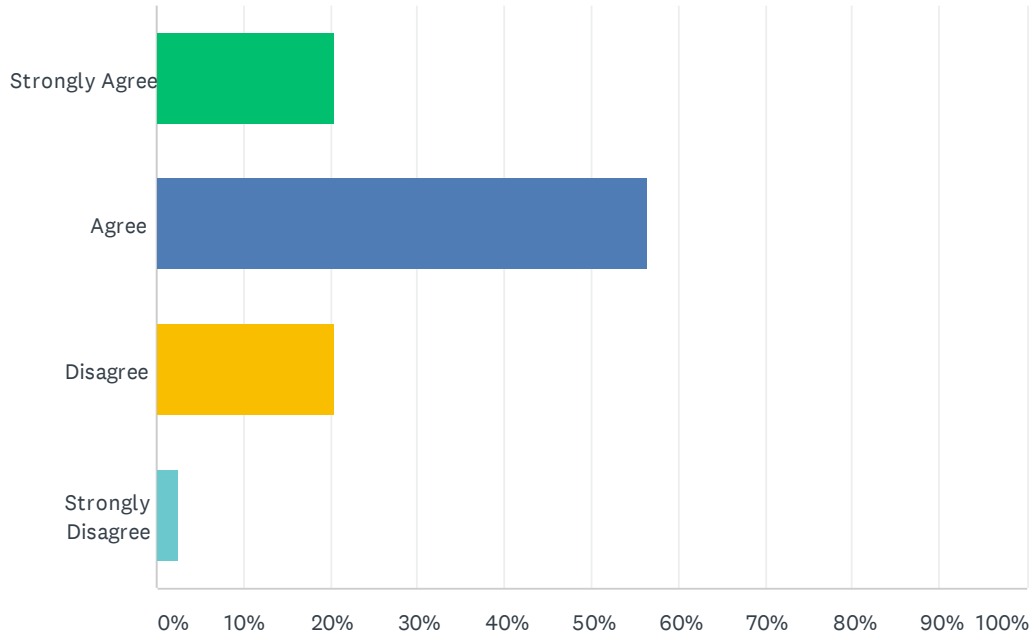
Answered: 39 Skipped: 0



ANSWER CHOICES	RESPONSES	
Strongly Agree	30.77%	12
Agree	56.41%	22
Disagree	10.26%	4
Strongly Disagree	2.56%	1
TOTAL		39

Q25 I am satisfied with the environment at my school.

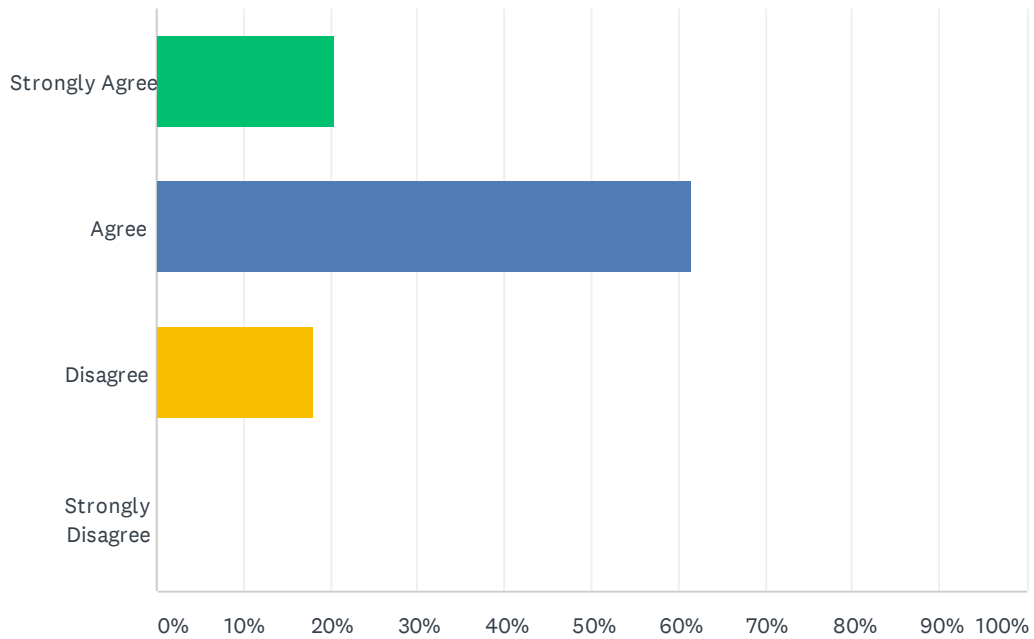
Answered: 39 Skipped: 0



ANSWER CHOICES	RESPONSES	
Strongly Agree	20.51%	8
Agree	56.41%	22
Disagree	20.51%	8
Strongly Disagree	2.56%	1
TOTAL		39

Q26 The overall climate or feeling at my school is positive and helps students learn.

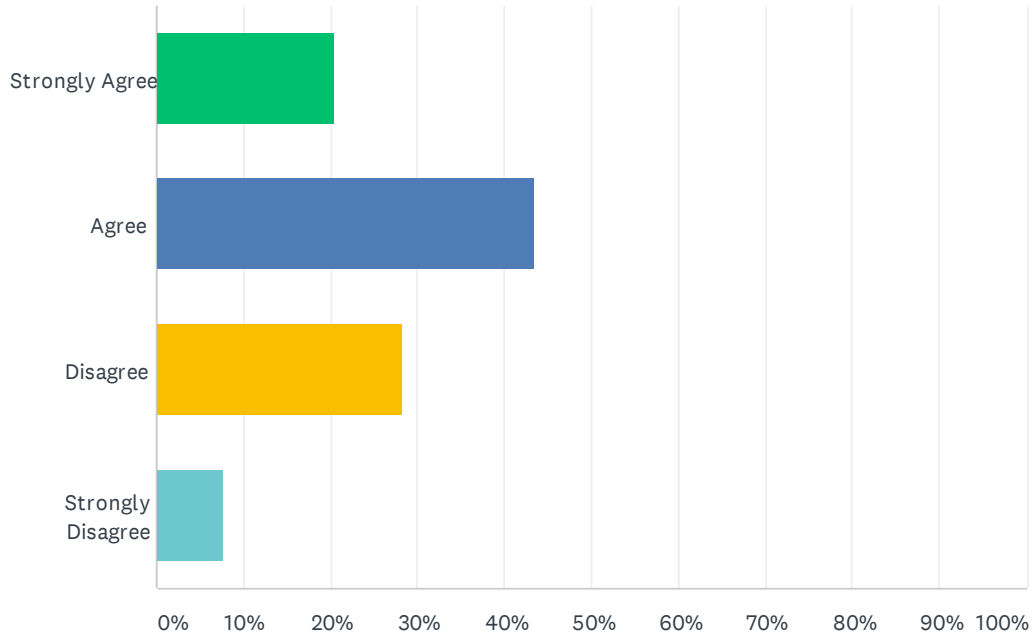
Answered: 39 Skipped: 0



ANSWER CHOICES	RESPONSES	
Strongly Agree	20.51%	8
Agree	61.54%	24
Disagree	17.95%	7
Strongly Disagree	0.00%	0
TOTAL		39

Q27 My opinions matter.

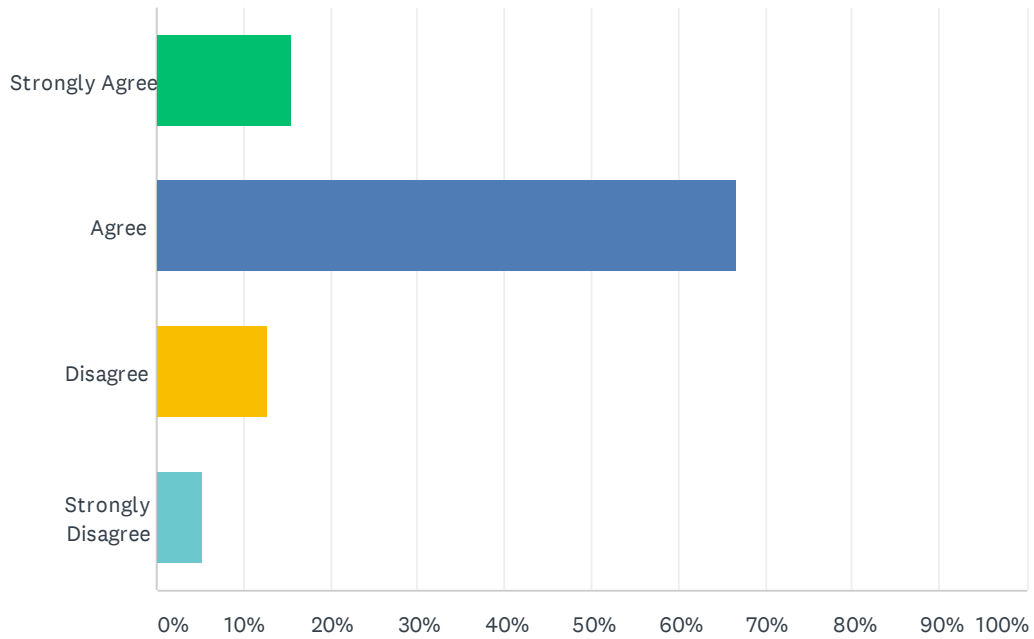
Answered: 39 Skipped: 0



ANSWER CHOICES	RESPONSES	
Strongly Agree	20.51%	8
Agree	43.59%	17
Disagree	28.21%	11
Strongly Disagree	7.69%	3
TOTAL		39

Q28 I am satisfied that my school is safe and secure.

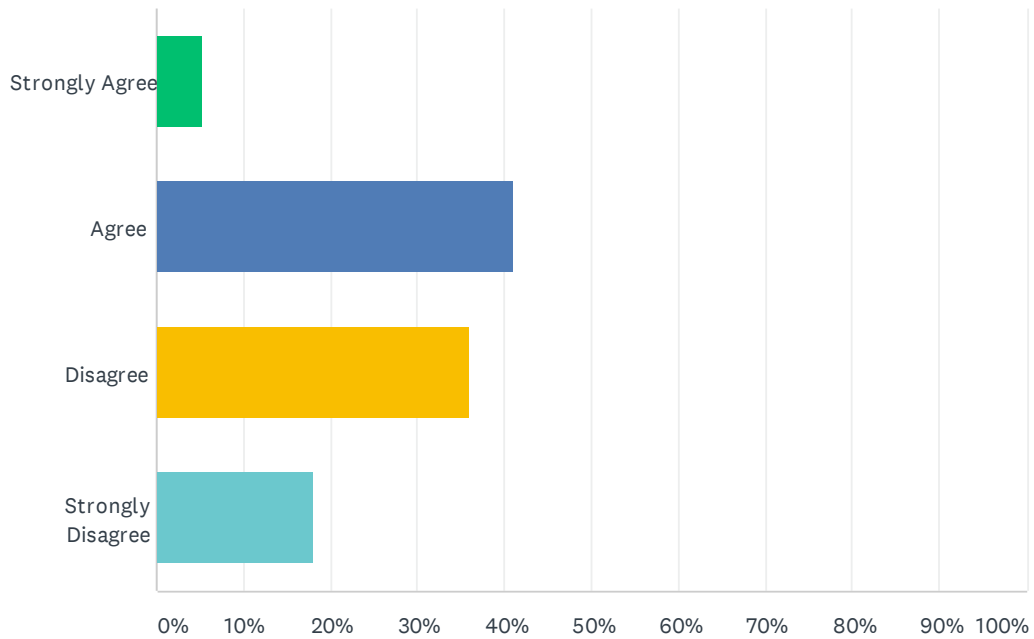
Answered: 39 Skipped: 0



ANSWER CHOICES	RESPONSES	
Strongly Agree	15.38%	6
Agree	66.67%	26
Disagree	12.82%	5
Strongly Disagree	5.13%	2
TOTAL		39

Q29 The school uses adequate disciplinary measures when dealing with disruptive students.

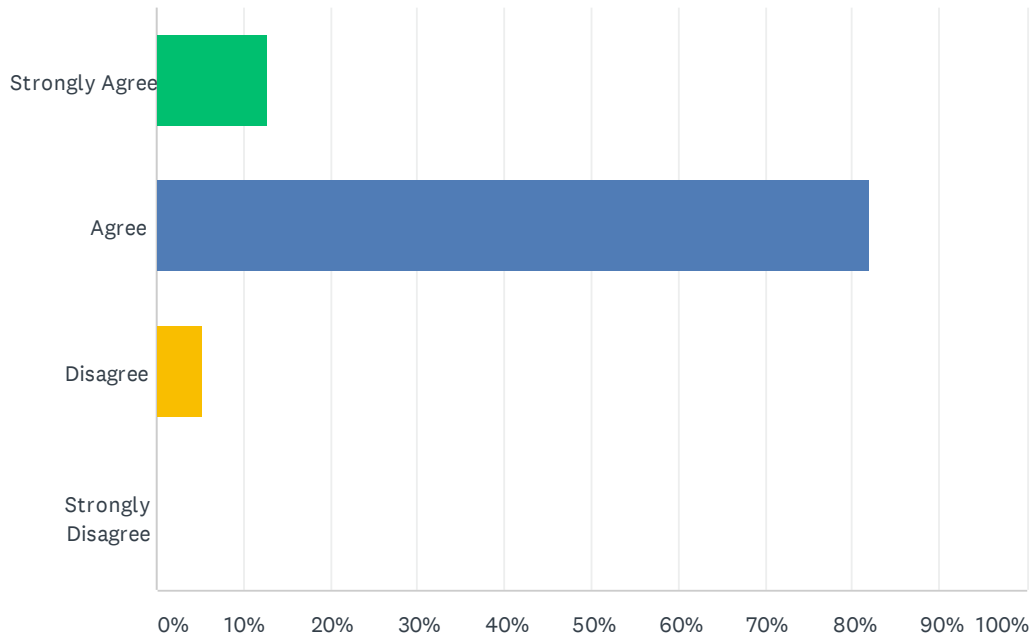
Answered: 39 Skipped: 0



ANSWER CHOICES	RESPONSES	
Strongly Agree	5.13%	2
Agree	41.03%	16
Disagree	35.90%	14
Strongly Disagree	17.95%	7
TOTAL		39

Q30 I am satisfied with the dress code at my school.

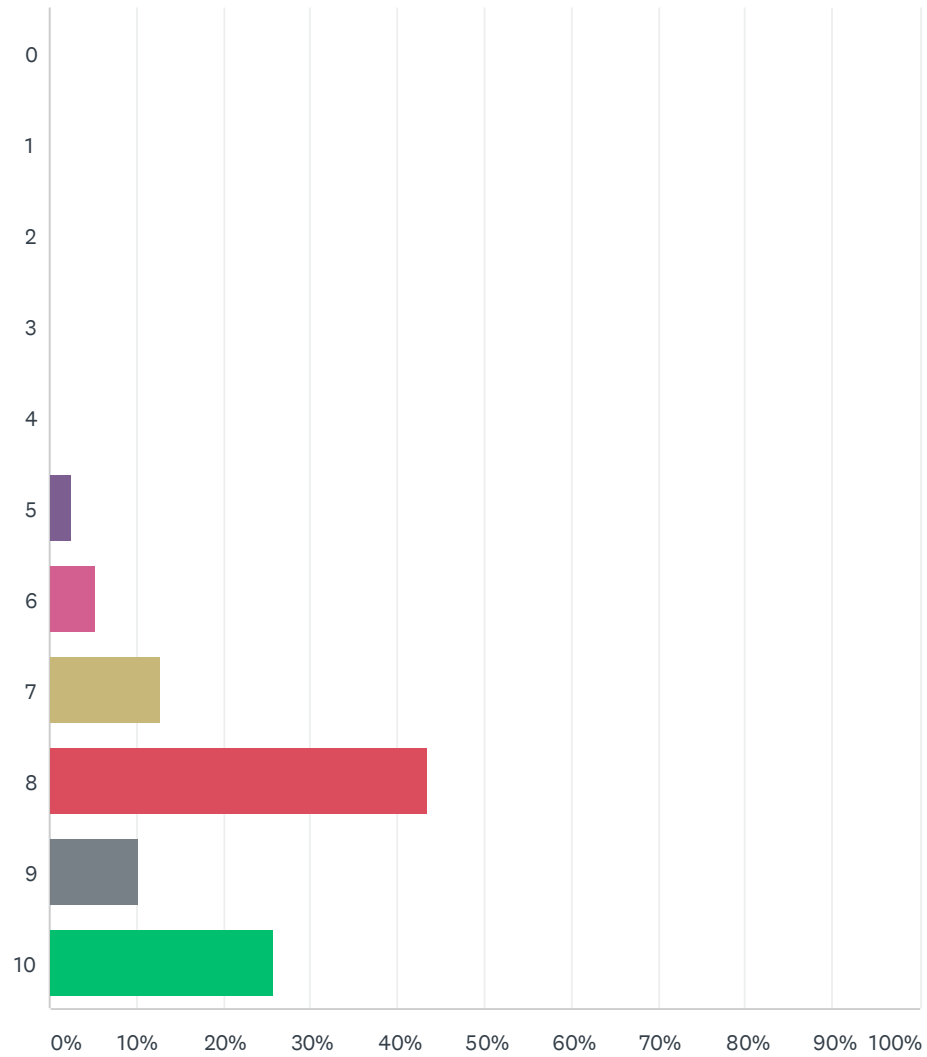
Answered: 39 Skipped: 0



ANSWER CHOICES	RESPONSES	
Strongly Agree	12.82%	5
Agree	82.05%	32
Disagree	5.13%	2
Strongly Disagree	0.00%	0
TOTAL		39

Q31 Thinking about all your experiences with this school, how likely are you to recommend this school to others? (Scale of 0 to 10, where 0 is Extremely Unlikely and 10 is Extremely Likely)

Answered: 39 Skipped: 0



2020 Satisfaction & Engagement Survey- Teachers

ANSWER CHOICES	RESPONSES	
0	0.00%	0
1	0.00%	0
2	0.00%	0
3	0.00%	0
4	0.00%	0
5	2.56%	1
6	5.13%	2
7	12.82%	5
8	43.59%	17
9	10.26%	4
10	25.64%	10
TOTAL		39

Q32 COMMENTS:

Answered: 15 Skipped: 24