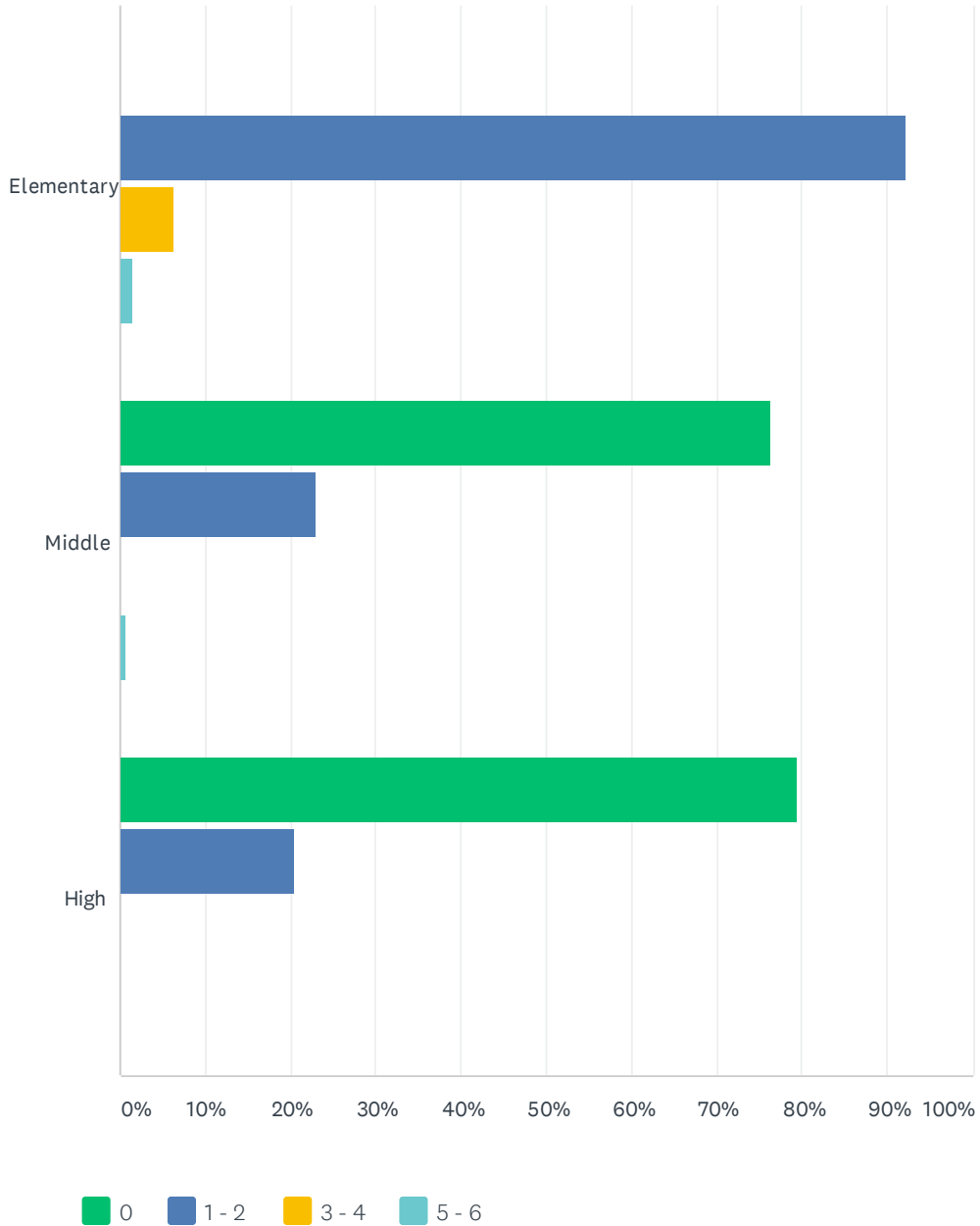


Q1 How many children do you have in each grade level?

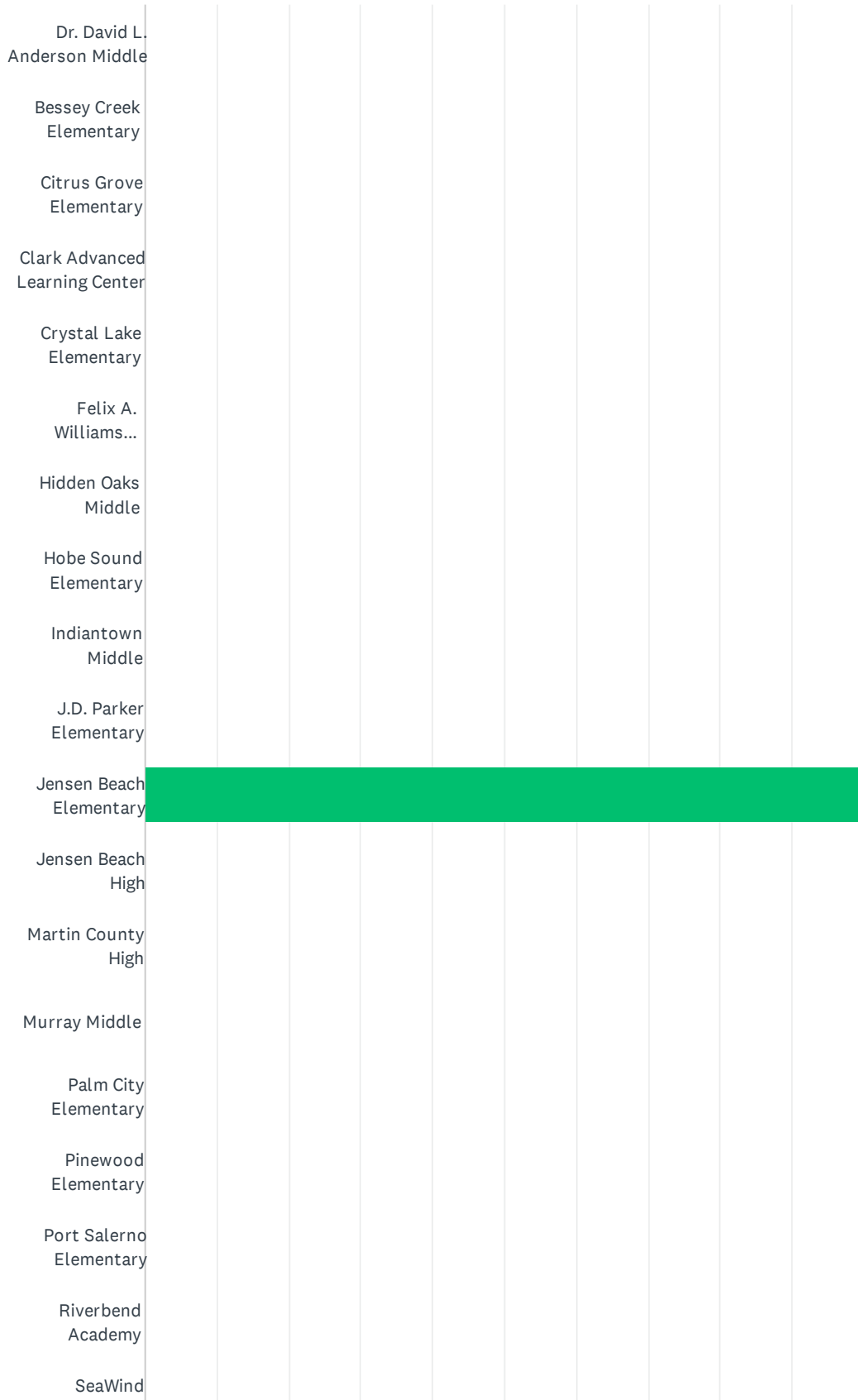
Answered: 276 Skipped: 2



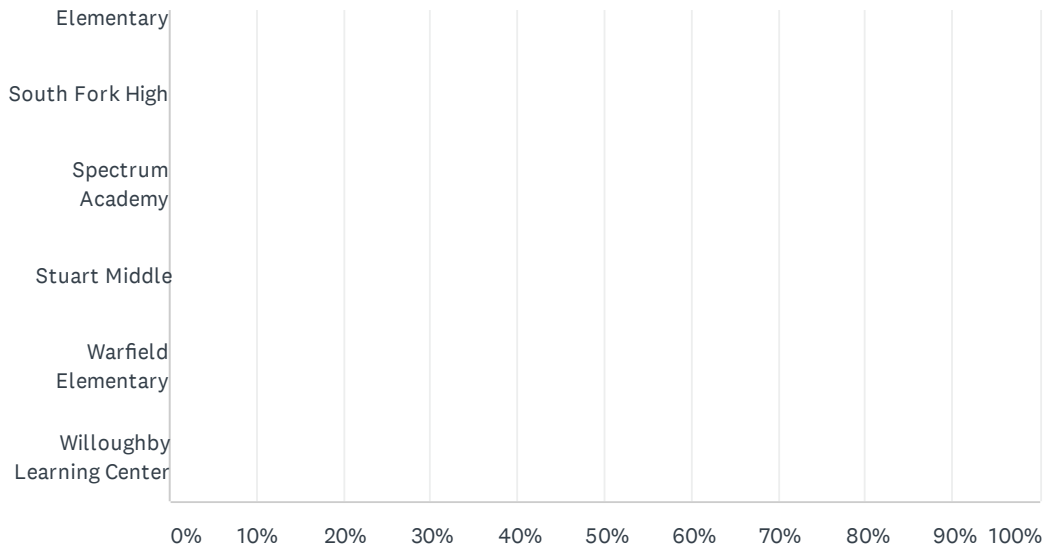
	0	1 - 2	3 - 4	5 - 6	TOTAL	WEIGHTED AVERAGE
Elementary	0.00% 0	92.36% 254	6.18% 17	1.45% 4	275	2.09
Middle	76.39% 110	22.92% 33	0.00% 0	0.69% 1	144	1.25
High	79.59% 117	20.41% 30	0.00% 0	0.00% 0	147	1.20

Q2 My child(ren) attend(s):

Answered: 278 Skipped: 0



2020 Satisfaction & Engagement Survey - Parents

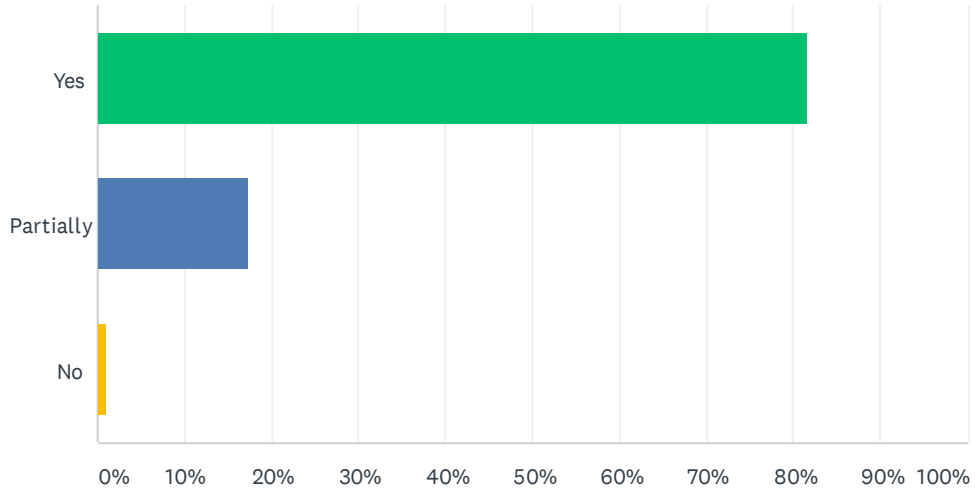


2020 Satisfaction & Engagement Survey - Parents

ANSWER CHOICES	RESPONSES	
Dr. David L. Anderson Middle	0.00%	0
Bessey Creek Elementary	0.00%	0
Citrus Grove Elementary	0.00%	0
Clark Advanced Learning Center	0.00%	0
Crystal Lake Elementary	0.00%	0
Felix A. Williams Elementary	0.00%	0
Hidden Oaks Middle	0.00%	0
Hobe Sound Elementary	0.00%	0
Indiantown Middle	0.00%	0
J.D. Parker Elementary	0.00%	0
Jensen Beach Elementary	100.00%	278
Jensen Beach High	0.00%	0
Martin County High	0.00%	0
Murray Middle	0.00%	0
Palm City Elementary	0.00%	0
Pinewood Elementary	0.00%	0
Port Salerno Elementary	0.00%	0
Riverbend Academy	0.00%	0
SeaWind Elementary	0.00%	0
South Fork High	0.00%	0
Spectrum Academy	0.00%	0
Stuart Middle	0.00%	0
Warfield Elementary	0.00%	0
Willoughby Learning Center	0.00%	0
TOTAL		278

Q3 I understand the academic expectations for my child(ren).

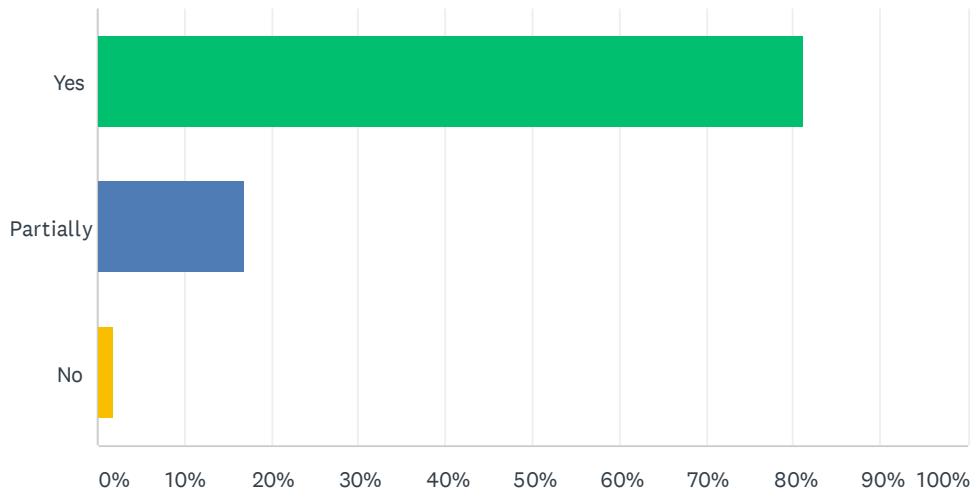
Answered: 278 Skipped: 0



ANSWER CHOICES	RESPONSES	
Yes	81.65%	227
Partially	17.27%	48
No	1.08%	3
TOTAL		278

Q4 I receive timely information from the school(s) to help my child(ren) succeed.

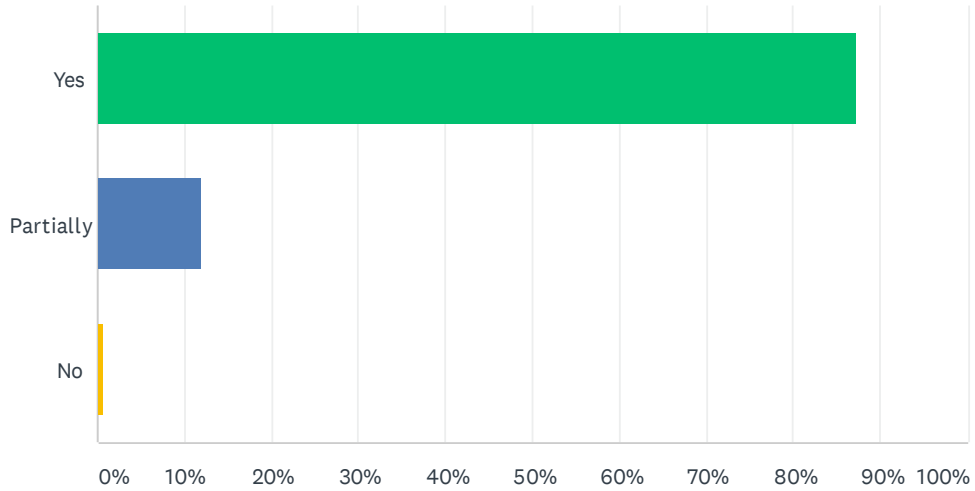
Answered: 277 Skipped: 1



ANSWER CHOICES	RESPONSES	
Yes	81.23%	225
Partially	16.97%	47
No	1.81%	5
TOTAL		277

Q5 My child(ren)'s school(s) give(s) opportunities for and encourages me to participate in parent/teacher conferences, school activities, special programs, and meetings.

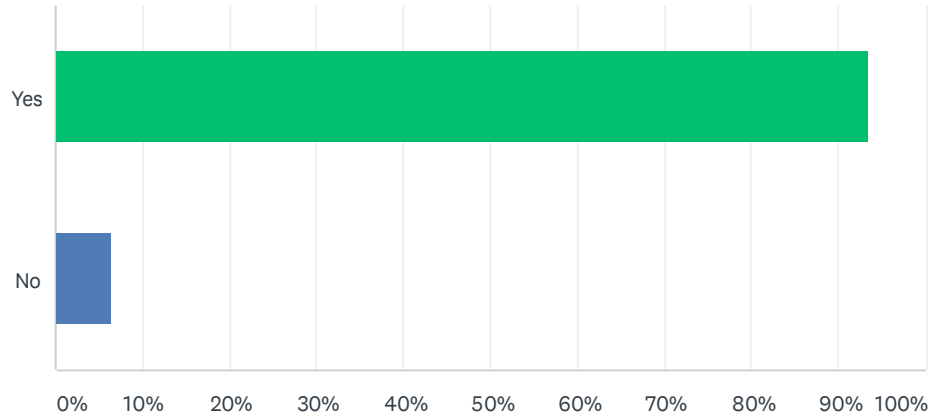
Answered: 276 Skipped: 2



ANSWER CHOICES	RESPONSES
Yes	87.32% 241
Partially	11.96% 33
No	0.72% 2
TOTAL	276

Q6 I am able to attend parent/teacher conferences.

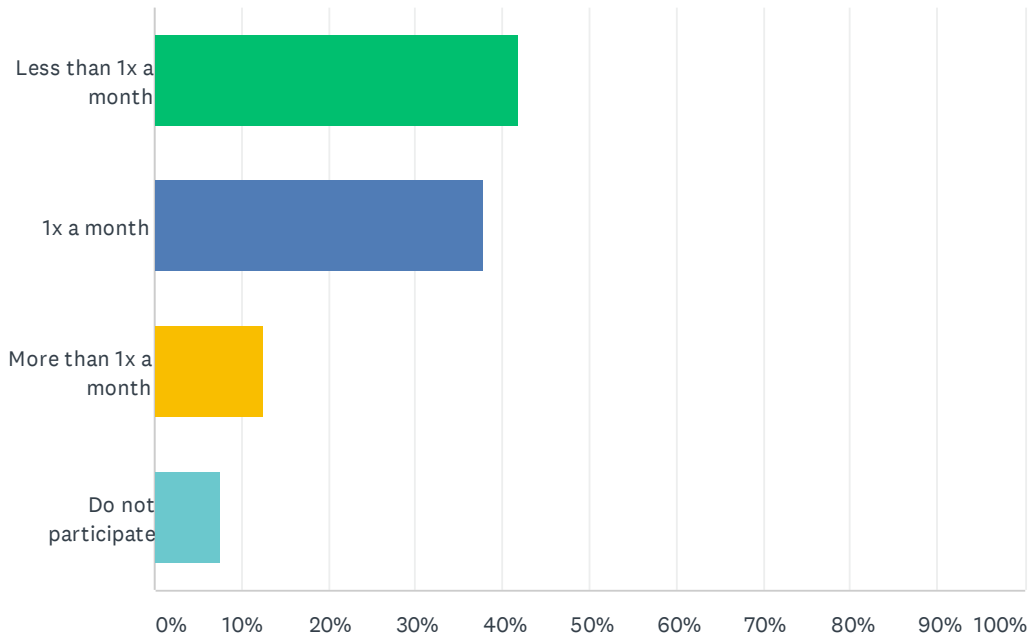
Answered: 277 Skipped: 1



ANSWER CHOICES	RESPONSES	
Yes	93.50%	259
No	6.50%	18
TOTAL		277

Q7 On average, how often do you participate in school events?

Answered: 277 Skipped: 1



ANSWER CHOICES	RESPONSES	
Less than 1x a month	41.88%	116
1x a month	37.91%	105
More than 1x a month	12.64%	35
Do not participate	7.58%	21
TOTAL		277

Q8 What makes it easy for you to participate in school events?

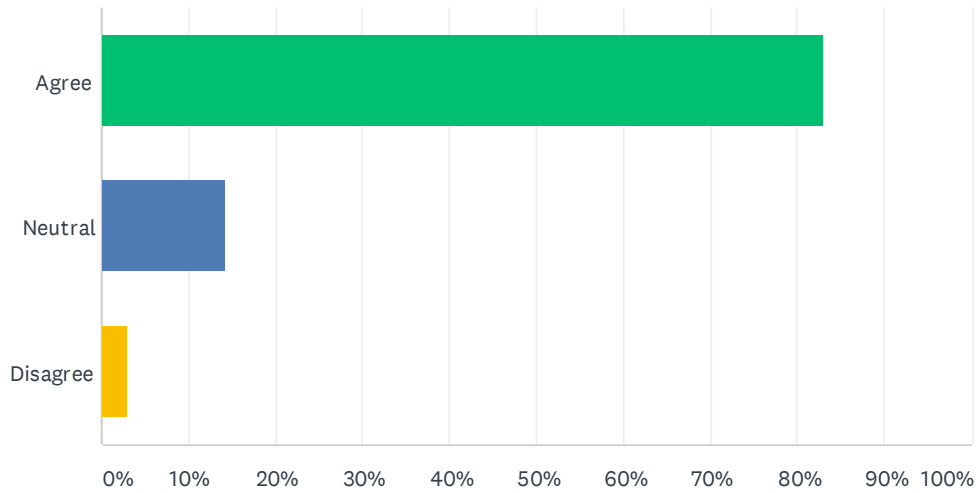
Answered: 182 Skipped: 96

Q9 What barriers prevent you from participating?

Answered: 198 Skipped: 80

Q10 Overall, I am satisfied with my child(ren)'s school(s).

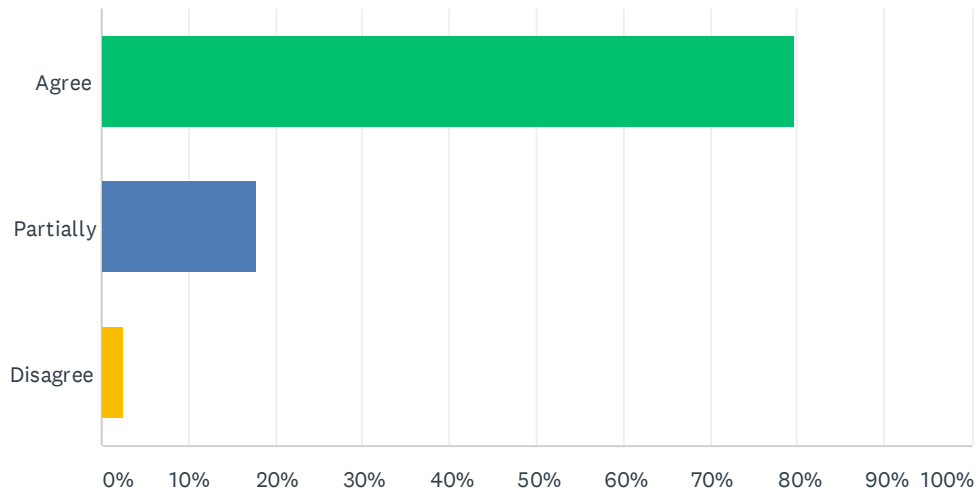
Answered: 276 Skipped: 2



ANSWER CHOICES	RESPONSES	
Agree	82.97%	229
Neutral	14.13%	39
Disagree	2.90%	8
TOTAL		276

Q11 The school(s) give(s) instruction that meets the individual needs of my child(ren).

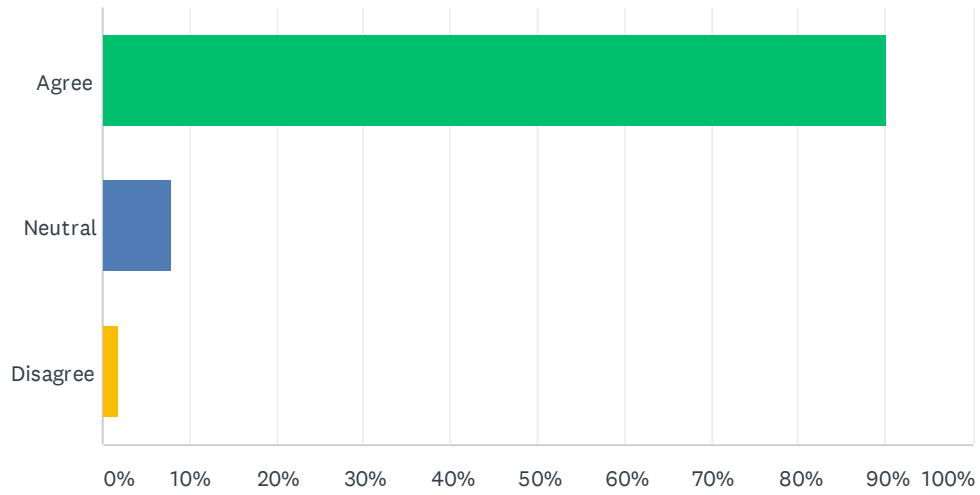
Answered: 277 Skipped: 1



ANSWER CHOICES	RESPONSES	
Agree	79.78%	221
Partially	17.69%	49
Disagree	2.53%	7
TOTAL		277

Q12 I am satisfied with my child(ren)'s access to technology at school.

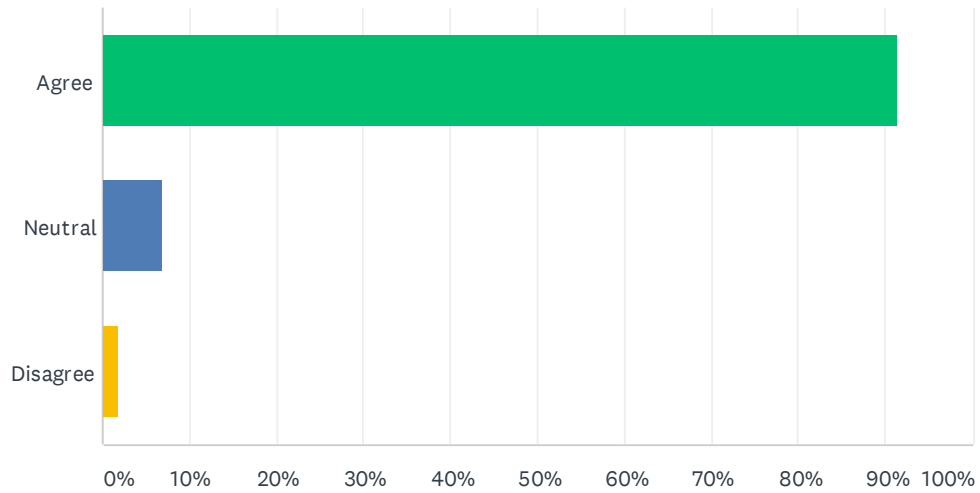
Answered: 276 Skipped: 2



ANSWER CHOICES	RESPONSES	
Agree	90.22%	249
Neutral	7.97%	22
Disagree	1.81%	5
TOTAL		276

Q13 I am satisfied with my child(ren)'s access to technology at home.

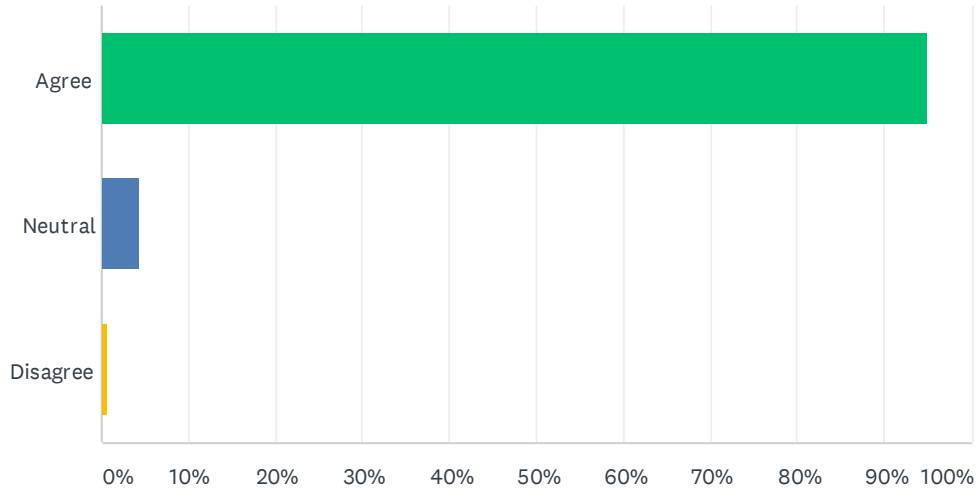
Answered: 277 Skipped: 1



ANSWER CHOICES	RESPONSES	
Agree	91.34%	253
Neutral	6.86%	19
Disagree	1.81%	5
TOTAL		277

Q14 I feel comfortable meeting with my child(ren)'s teachers.

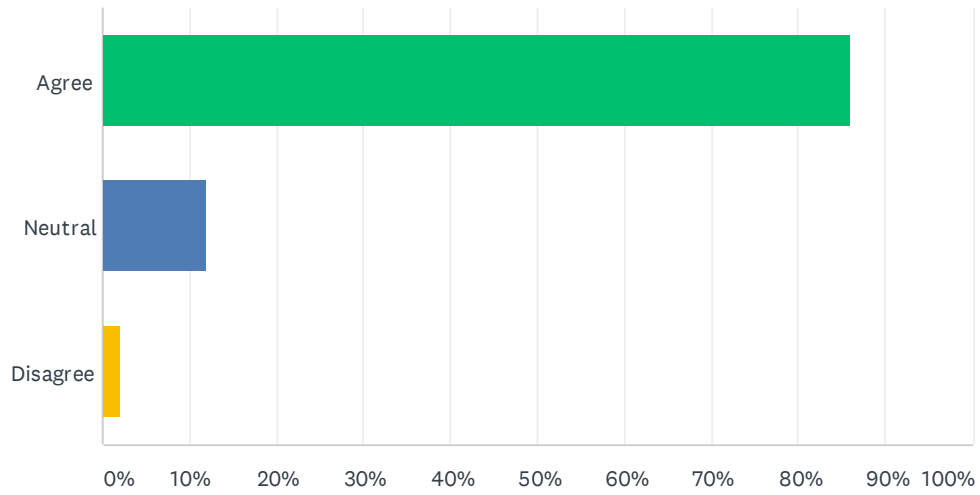
Answered: 276 Skipped: 2



ANSWER CHOICES	RESPONSES	
Agree	94.93%	262
Neutral	4.35%	12
Disagree	0.72%	2
TOTAL		276

Q15 I am satisfied with the teachers and staff at Martin County schools.

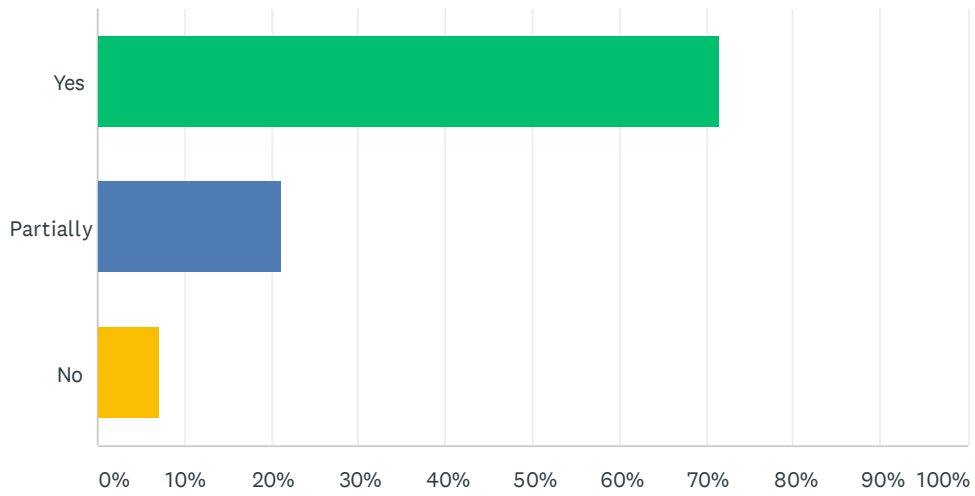
Answered: 278 Skipped: 0



ANSWER CHOICES	RESPONSES	
Agree	85.97%	239
Neutral	11.87%	33
Disagree	2.16%	6
TOTAL		278

Q16 Do you know the steps to resolve an academic and/or an discipline concern you may have?

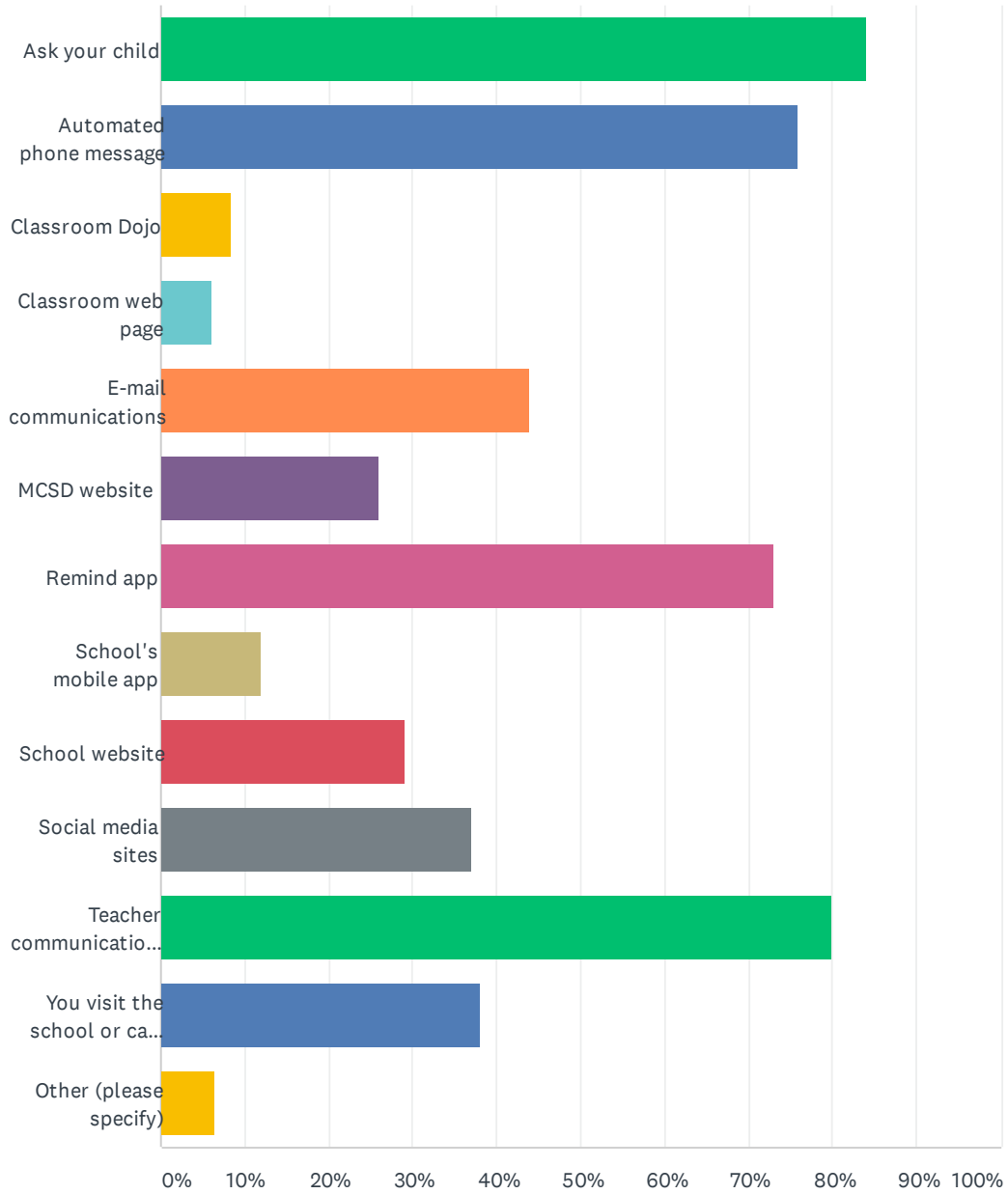
Answered: 278 Skipped: 0



ANSWER CHOICES	RESPONSES	
Yes	71.58%	199
Partially	21.22%	59
No	7.19%	20
TOTAL		278

Q17 What methods do you use to obtain information from your child(ren)'s school(s) or the district? (Choose all that apply.)

Answered: 278 Skipped: 0

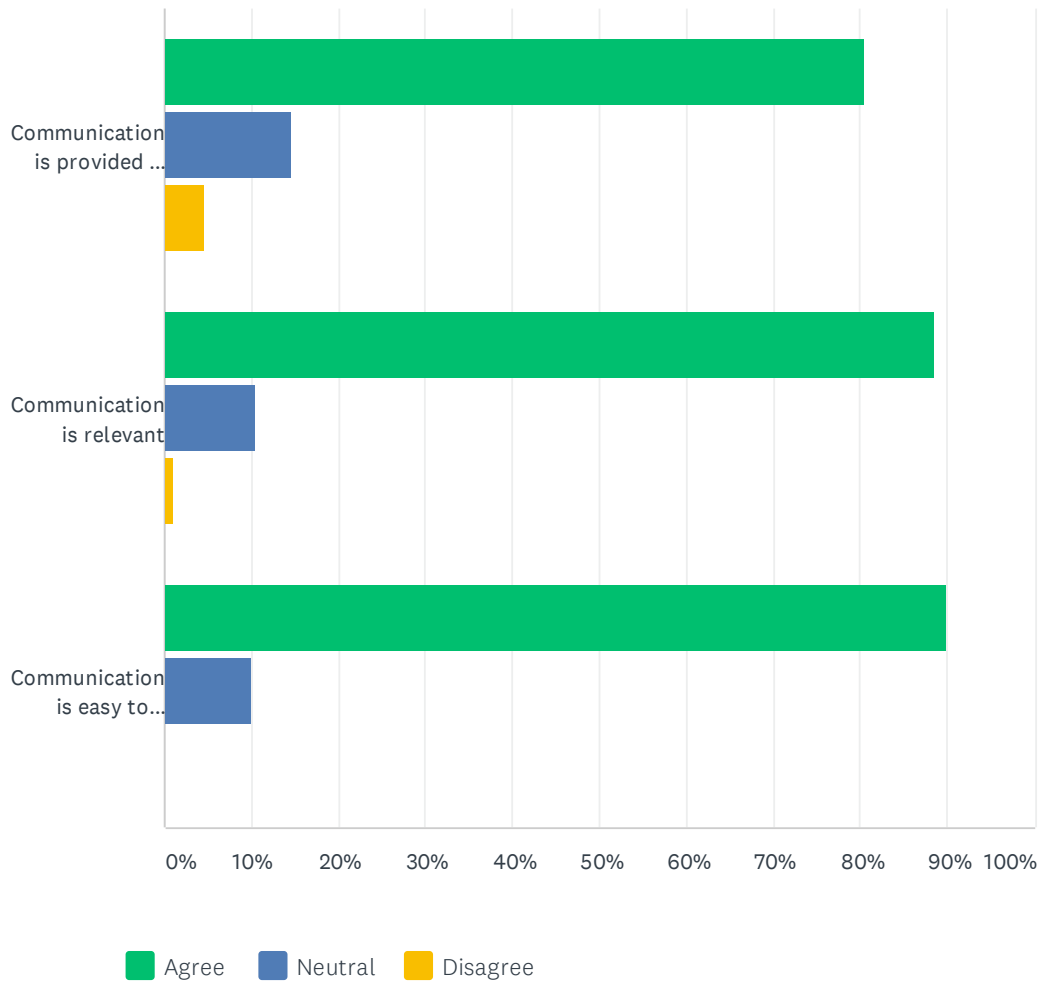


2020 Satisfaction & Engagement Survey - Parents

ANSWER CHOICES	RESPONSES	
Ask your child	84.17%	234
Automated phone message	75.90%	211
Classroom Dojo	8.27%	23
Classroom web page	6.12%	17
E-mail communications	43.88%	122
MCS D website	25.90%	72
Remind app	73.02%	203
School's mobile app	11.87%	33
School website	29.14%	81
Social media sites	37.05%	103
Teacher communications (i.e. email or paper)	79.86%	222
You visit the school or call the office	38.13%	106
Other (please specify)	6.47%	18
Total Respondents: 278		

Q18 To what extent do you agree with the following statements regarding communications you receive from your child(ren)'s school(s) or the district:

Answered: 278 Skipped: 0



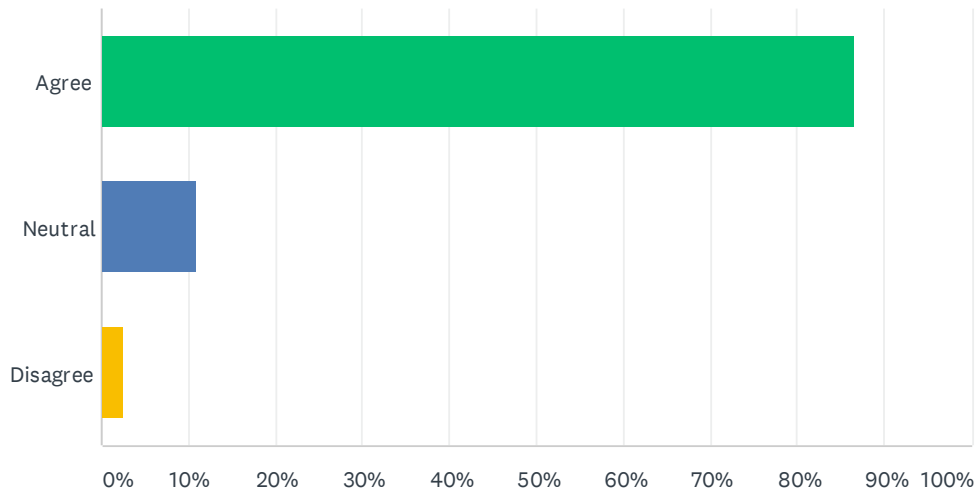
	AGREE	NEUTRAL	DISAGREE	TOTAL	WEIGHTED AVERAGE
Communication is provided in a timely manner.	80.58% 224	14.75% 41	4.68% 13	278	1.24
Communication is relevant	88.49% 246	10.43% 29	1.08% 3	278	1.13
Communication is easy to understand	89.86% 248	10.14% 28	0.00% 0	276	1.10

Q19 MCSD wants to ensure that we effectively communicate with all parents/guardians. In the space below, please tell us what the MCSD needs to do to improve our efforts to communicate with parents and the community.

Answered: 112 Skipped: 166

Q20 The overall climate at my child(ren)'s school(s) is positive and helps my child(ren) learn.

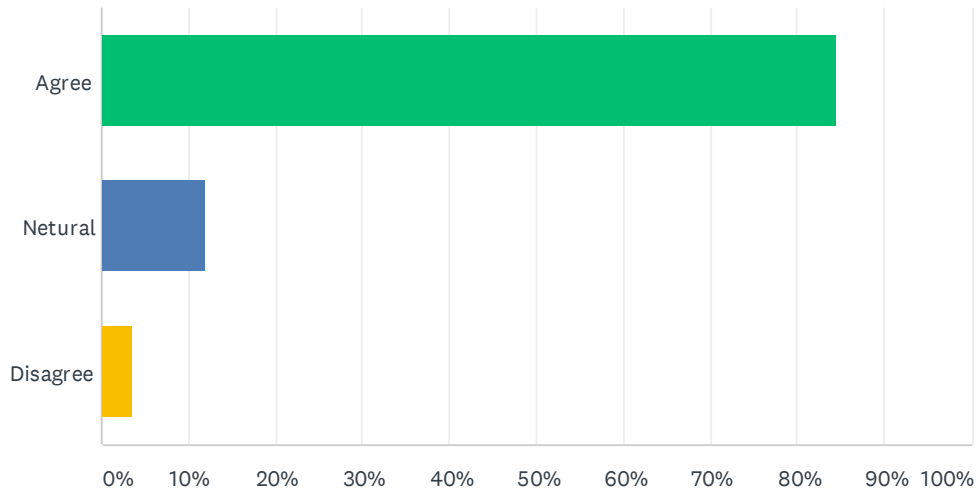
Answered: 278 Skipped: 0



ANSWER CHOICES		RESPONSES	
Agree		86.69%	241
Neutral		10.79%	30
Disagree		2.52%	7
TOTAL			278

Q21 I am satisfied that my child(ren)'s school(s) is (are) safe and secure.

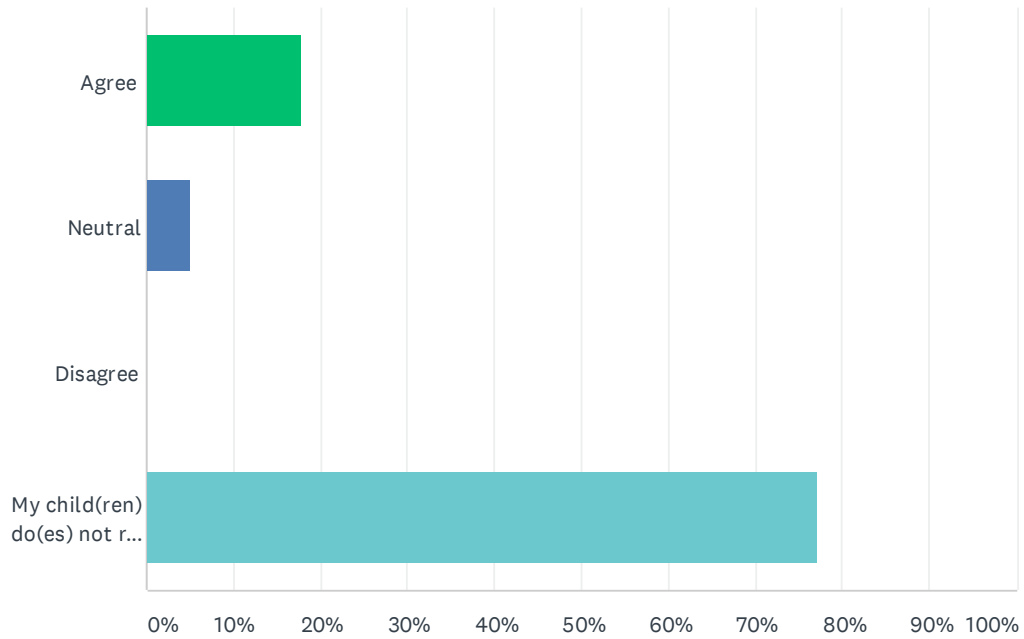
Answered: 278 Skipped: 0



ANSWER CHOICES	RESPONSES	
Agree	84.53%	235
Netural	11.87%	33
Disagree	3.60%	10
TOTAL		278

Q22 My child(ren) feel(s) safe on the bus.

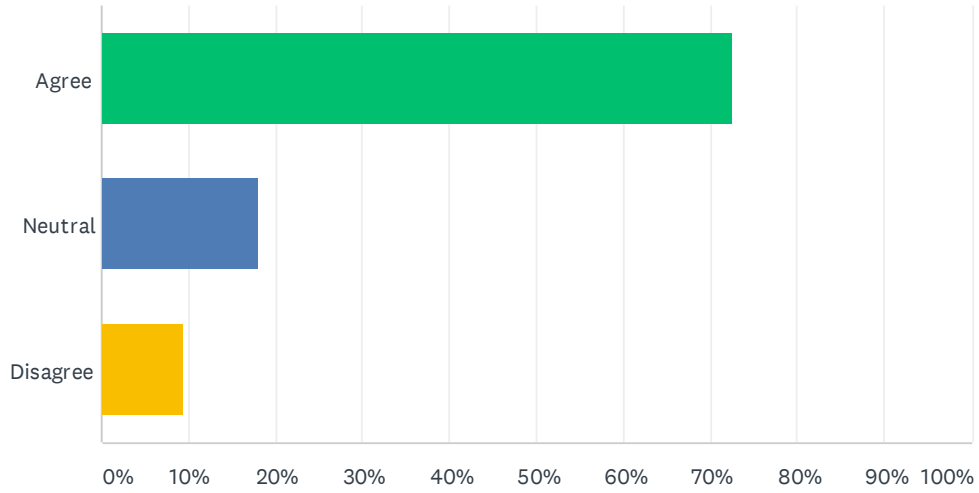
Answered: 276 Skipped: 2



ANSWER CHOICES	RESPONSES	
Agree	17.75%	49
Neutral	5.07%	14
Disagree	0.00%	0
My child(ren) do(es) not ride a MCSD bus	77.17%	213
TOTAL		276

Q23 I am satisfied with the dress code at my child(ren)'s school(s).

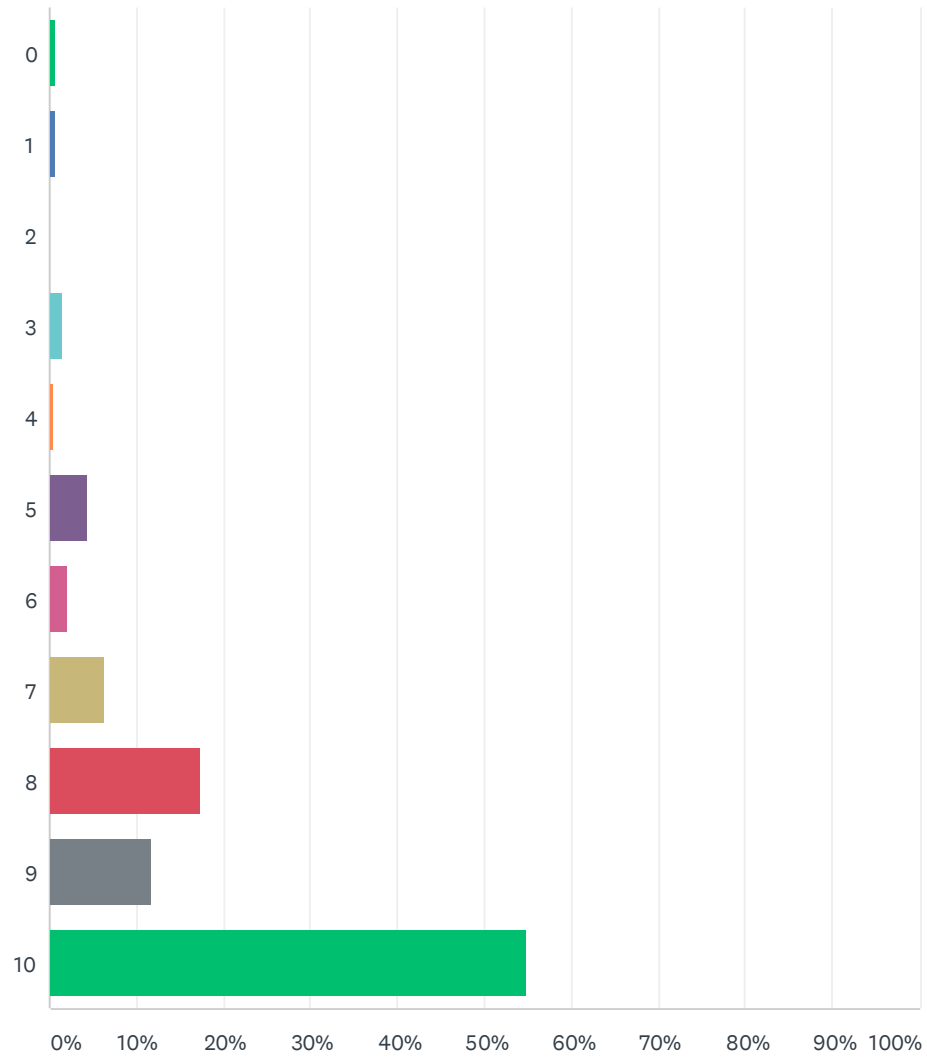
Answered: 277 Skipped: 1



ANSWER CHOICES	RESPONSES	
Agree	72.56%	201
Neutral	18.05%	50
Disagree	9.39%	26
TOTAL		277

Q24 Thinking about all your experiences with Martin County schools, how likely are you to recommend your child(ren)'s school(s) to others? (0 is Extremely Unlikely and 10 is Extremely Likely)

Answered: 275 Skipped: 3



2020 Satisfaction & Engagement Survey - Parents

ANSWER CHOICES	RESPONSES	
0	0.73%	2
1	0.73%	2
2	0.00%	0
3	1.45%	4
4	0.36%	1
5	4.36%	12
6	2.18%	6
7	6.18%	17
8	17.45%	48
9	11.64%	32
10	54.91%	151
TOTAL		275

Q25 Do you have any comments that will help us better understand your satisfaction and engagement, or to expand upon any of your responses?

Answered: 95 Skipped: 183

Q26 If a teacher or administrator has made an impact on you or your child, please comment.

Answered: 132 Skipped: 146